



FASHIONPEDIA

THE VISUAL DICTIONARY
OF FASHION DESIGN

HISTORY / STYLE / APPAREL / DETAIL
ACCESSORIES / TEXTILE / MANUFACTURING
BODY / BEAUTY / MEASUREMENT / CARE



FASHIONPEDIA

**THE VISUAL DICTIONARY
OF FASHION DESIGN**

FASHIONARY

FASHIONARY

copyright © 2017 by Fashionary International Ltd

All rights reserved. No part of this book may be reproduced, stored in a retrieval system or transmitted, in any form or by any means, electronic, mechanical, photocopying, recording or otherwise, without the written permission of the author.

ISBN 978-988-13547-6-1

SN FPV121702PBCB

Designed and published in Hong Kong
by Fashionary International Ltd
Printed in China

Fashionpedia is an ongoing project. If you have any feedback,
please don't hesitate to send it to
feedback@fashionary.org

 @fashionary

 @fashionarybook

 @fashionary

 @fashionary

Fashionary Team
Feb 2017

FASHION HISTORY & STYLE

8

10 FASHION AND WORLD HISTORY / 17 FASHION STYLE AND SILHOUETTE

APPAREL

30

32 JACKET / 40 COAT AND OUTERWEAR / 49 SHIRT / 58 BLOUSE AND OTHER TOPS / 65 DRESS / 78 VEST / 83 SWEATER AND CARDIGAN / 91 DENIM AND JEANS / 99 PANTS / 112 SKIRT / 124 JUMPSUIT AND OVERALL / 127 SUIT / 131 SLEEPWEAR AND NIGHTWEAR / 134 UNDERWEAR

DETAIL

146

148 NECKLINE / 150 COLLAR / 152 LAPEL / 153 SLEEVE / 156 CUFF / 157 OPENING / 158 POCKET / 160 JACKET DETAIL / 161 SHIRT DETAIL / 162 PANTS DETAIL / 163 JEANS DETAIL

ACCESSORIES

164

166 HAT AND CAP / 169 MASK / 170 EYEWEAR / 172 TIE / 173 SCARF / 174 BAG / 178 WALLET / 179 WATCH / 182 GLOVES / 184 HAND FAN / 185 BELT / 186 HOSIERY (SOCKS, STOCKINGS AND TIGHTS) / 188 SHOES / 192 GEM / 194 RING / 198 BODY PIERCING AND EARRINGS / 200 NECKLACE / 202 BRACELET / 203 OTHER ACCESSORIES

TEXTILE

204

206 FIBER / 214 YARN / 220 FABRIC (WOVEN, KNIT AND NONWOVEN) / 236 LEATHER / 240 LACE / 244 FINISHING (DYEING AND PRINTING) / 252 FABRIC PATTERN / 254 ORGANIC TEXTILE / 256 FABRIC SELECTION GUIDE / 260 FABRIC DICTIONARY

MANUFACTURING

262

264 PRODUCT DEVELOPMENT / 266 DESIGN STUDIO AND FACTORY / 276 FLAT PATTERN / 280 SEWING DETAIL / 284 EMBELLISHMENT / 290 LABEL / 293 PACKAGING / 294 FABRIC SOURCING

BODY & BEAUTY

296

298 BODY / 304 HAIR / 309 COSMETICS / 316 PERFUME

MEASUREMENT & CARE

318

320 WOMEN'S MEASUREMENT / 322 MEN'S MEASUREMENT / 324 CARE LABELING / 326 FABRIC CARE

OTHER

328

328 GLOSSARY / 336 ACKNOWLEDGEMENTS

PREFACE

Fashion designers are constantly on the search for inspiration and design possibilities. They also need to communicate with factories and buyers, which requires the use of technical terms and jargon. What fashion professionals really need is a simple yet practical handbook that addresses all their needs in a straightforward, user-friendly manner. All these inspired the birth of *Fashionpedia*, literally a fashion encyclopedia with a wealth of practical information that one needs as a fashion designer.

Simple, informative, portable and elegant, *Fashionpedia* truly embodies our idea and vision of an all-encompassing fashion bible. Here at Fashionary, we understand that visuals and images are the universal language of designers worldwide. Therefore, *Fashionpedia* presents all complex information as easy-to-read infographics. Our carefully curated sections make it easy to navigate, allowing users to

quickly locate the information they need. As with our signature line of Fashionary notebooks, *Fashionpedia* also comes in a sleek, compact form for portable, on-the-go use to suit fashion designers' busy lifestyles.

On our quest to create the dream fashion tool book, we have consulted with professionals to ensure all information included in *Fashionpedia* reflects the industry standard. Our design team has dedicated months to perfecting the graphics and layout for the best readability.

'Without foundations, there can be no fashion,' Christian Dior once said. We hope you find *Fashionpedia* as inspirational as we do, and may it become a fundamental and indispensable part of your fashion ambitions.

FASHIONS FADE,
STYLE IS ETERNAL.

/ YVES SAINT LAURENT

1.1

FASHION AND WORLD HISTORY FROM THE 20TH CENTURY

Coco Chanel once said, *"Fashion is not something that exists in dresses only. Fashion is in the sky, in the street; fashion has to do with ideas, the way we live, what is happening."*

Fashion is a fast-changing concept that connects with everybody's everyday life especially from the 20th century. Styles and ideas became more accessible to fashion designers by improved communication and the media. Fashion is a part of who we are, the way we live, and the times in which we exist. To start off, a timeline is included to show the relationship between the fashion trends and world events from the 20th century, and also the fashion keywords and style icons of the decades.

1900s

The Edwardian Era &
rise of Parisian haute couture

1910s

The Oriental Era &
WWI

FASHION

- 1903 Paul Poirer established his couture house in Paris



- 1909 Condé Nast took over Vogue magazine.
- 1912 'Queen of the Bias Cut' Madeleine Vionnet opened her couture house



- 1914 Burberry trench coat used by the British Army during WWI



- CHANEL 1909
- PRADA 1912

- Ermenegildo Zegna 1910
- BALenciAGA 1914

- Heinrich Stoll invented the flat bed purl knitting machine

- Designer Mariano Fortuny patented his pleat-setting technique
- First modern bra design patented in the United States

- Spiers invented the circular bed purl knitting machine

- Gideon Sundback patented the modern zipper

POST-IMPRESSIONISM & ART NOUVEAU

POPULAR CULTURE

FAUVISM & GERMAN EXPRESSIONISM

CONSTRUCTIVISM

DADA



ABSTRACT ART & CUBISM

- First Silent Movie: The Great Train Robbery

WORLD WAR I 1914-1918

WORLD



Albert Einstein published the Theory of Relativity and introduced the famous equation, $E = mc^2$



First AM radio factory opened



Ernest Rutherford, Father of Nuclear Physics, theorized that atoms have their charge concentrated in a very small nucleus

KEYWORDS & STYLE ICONS

- Bishop's Sleeve BOA Cabochon
- Camiknicks Collarette Covert Coat
- Dog-collar Neckline Duster
- Lingerie Look Negligee Panama Hat
- Pegged Trousers Pompadour
- Racer S-bend Corset

Style Icons

Gibson Girl, Camille Clifford

- Brassiere Cloche Jupe-culottes
- Minaret Tunic Oriental Opulence
- Peter Pan Collar

Style Icons

Duff Gordon, Gabrielle Dorziat

1920s

The Roaring Twenties



- 1926
Coco Chanel published a picture of a 'little black dress' in American Vogue

• GUCCI 1921

• BOSS 1924

• Salvatore Ferragamo 1928



- 1937
Elsa Schiaparelli designed the 'Lobster Dress' with artist Salvador Dalí

- Development of metal hooks and eyes

- Wallace Carothers and DuPont Labs invented nylon (polymer 6.6)

ART DECO

SURREALISM



- IT



- Morning Glory



- Camille



- Gone with the Wind



- The Kid



- Metropolis



- Shanghai Express



- Modern Times



- The Wizard of Oz



Black Thursday & the start of the Great Depression

WORLD WAR II
1939-1945



Philo Farnsworth invented the first all-electronic television system

BBC

BBC started the world's first television broadcasting service

Art Deco Balloon Shoes Blanket Cloth
Cloverleaf Lapel Clutch Coat Corsetlette
Flapper Handkerchief Skirt Jabot Blouse
Oxford Bag Plus Fours Polo Shirt
Raccoon Skin Coat Singlet Slip

Style Icons

Zelda Fitzgerald, Louise Brooks, Coco Chanel, Rudolph Valentino, Elsa Schiaparelli, Pola Negri, Clara Bow

Batwing Sleeve Bias Cut Blade Cut Suit
Drape Cut Suit Guards Coat Huaraches
Lido Shoes Loafers Mess Jacket
Monk Pagoda Sleeve Seersucker
Toy Hat Tyrolean Weskit

Style Icons

Greta Garbo, Bette Davis, Marlene Dietrich, Wallis Simpson, Clark Gable, Katharine Hepburn

1940s

The era of utility clothing

- 1942 American ready-to-wear industry developed in response to wartime clothing regulations and the American look was created



- 1943 First fashion week: New York Fashion Week

- 1947 Christian Dior created the 'New Look'



• Dior
1946

- First wrinkle-resistant finishing created
- Commercial use of artificial silk in women's lingerie and hosiery

1950s

Rise of ready-to-wear (prêt-à-porter)

- 1952 Cristóbal Balenciaga designed the sack line



• GIVENCHY
1952

• Pierre Cardin
1950

- 1955 Marilyn Monroe's wind-blown white dress



• MISSONI
1953

- Fiber reactive dye invented
- First commercial polyester fiber production by DuPont

POP ART

ABSTRACT
EXPRESSIONISM



• Comrade X



• Casablanca



• Gilda



- Elvis Presley's Elvis Presley (album)



• Roman Holiday

COLD WAR
1947-1991

VIETNAM WAR
1955-1979

POST-WAR BABY BOOM

Atomic bombings
of Hiroshima and
Nagasaki



Post-war economic boom

THE SPACE AGE

Atom Battle Jacket Bikini
Bold Look Bomber Jacket
Chinos Cigarette Silhouette
Duffle Coat Dungarees New Look
Prêt-à-porter Pullman Robe Spool Torso

A-line Ballet Slippers Balmacaan
Bermuda Shorts Capri Pants Circle Skirt
Cocoon Silhouette Flare Coat H-line
Ivy League Style Pedal Pushers
Shirtwaister Stilettos Teddy Boys
Toppers Trapeze Line Y-line

Style Icons

Ingrid Bergman, Fred Astaire, Rita Hayworth, Hedy Lamarr, Barbara "Babe" Paley, Diana Vreeland

Style Icons

Audrey Hepburn, James Dean, Bettie Page, Grace Kelly, Elizabeth Taylor, Marilyn Monroe, Elvis Presley

1960s

The Flower Power Era & ethnic folkloric

1970s

The 'Me' Decade & rise of anti-fashion

FASHION



- 1964 André Courrèges showed his Space Age collection in Paris
- 1965 Yves Saint Laurent dress inspired by artist Piet Mondrian



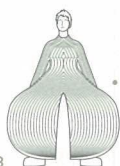
- 1966 Twiggy declared as 'The Face of 1966'

• VALENTINO
1960

• YVES SAINT LAURENT
1961

• RALPH LAUREN
1967

- Rise of Velcro (hook-and-loop fasteners) in fashion industry
- Permanent-press fabric invented



- 1973 Kansai Yamamoto designed costumes for David Bowie's Ziggy Stardust Tour

- 1974 Beverly Johnson as the first black model on the cover of American Vogue



- 1977 The Sex Pistols performed 'God Save the Queen' wearing Westwood

• VERSACE
1978

• GIORGIO ARMANI
1975

MINIMALISM

OP ART

POPULAR CULTURE



- Breakfast at Tiffany's

- The Beatles' Sgt. Pepper's Lonely Hearts Club Band



- 2001: A Space Odyssey



- Annie Hall



- Saturday Night Fever

VIETNAM WAR
1955-1979

COLD WAR
1947-1991

\$ 1970s Recession

MOON LANDING



Audio cassette invented



Walkman invented

WORLD

KEYWORDS & STYLE ICONS

Afros Baby Doll Gown Beehive Hairstyle
Bell Button Broomsticks
Carnaby Street Look Chelsea Boots
Go-go Boots Hiphugger Maxi & Midi Skirt
Mini Skirt Mod Look Nehru Suit

Style Icons

Mary Quant, Twiggy, Penelope Tree, Yoko Ono, Cher, Diana Ross, Brian Jones, The Beatles, Jacqueline Kennedy, Jane Birkin, Grace Coddington, Jean Shrimpton

Baggies Dressing-gown Coat
Duvet Coat Folklorica Gatsby Suit
Gauchos Glam & Glitter Rock Style
Gypsy Style Hippie Style Hot Pants
Platform Shoes Punk Look Turtlesuit

Style Icons

Pam Grier, Sid Vicious, Farrah Fawcett, Beverly Johnson, Bianca Jagger, Iman, Debbie Harry, Olivia Newton-John, Jane Fonda, Ali Macgraw, Jerry Hall, Patti Smith, Diane Keaton

1980s

Power dressing & the yuppie era

- 1981 Japanese Deconstructionists showed in Paris

- 1981 Dynasty (TV series) first screened



• DOLCE & GABBANA
1985

• DKNY
1984

- 1986 A group of Belgian avant-garde fashion designers - The 'Antwerp Six' showed their collection in London

- 1990 Madonna wore the cone bra designed by Jean Paul Gaultier on Blond Ambition World Tour



- 1993 Kate Moss in Calvin Klein underwear campaign



- 1998 Sex and the City (TV series) first screened



- Development of digital textile printing technology

NEO EXPRESSIONISM

- Michael Jackson's Thriller



- E.T. the Extra-Terrestrial

- Nirvana's Nevermind



- Spice Girls' Spice



VIRTUAL ART



- Pretty Woman

\$ Goldilocks Economy

COLD WAR 1947-1991

IBM
MS-DOS & first IBM-PC invented

- First commercially available cell phone invented by Motorola

• Apple Macintosh invented

- The World Wide Web and Internet protocol (HTTP) and WWW language (HTML) created

• Google
1998

- Aerobics Craze
- B-Boys
- Bolla
- Deconstruction
- Ferrule
- Miami Vice Loop
- Pouf Dress
- Power Dressing
- Rockability
- Romantique
- Shell Toes
- Skin Head
- Skinny Tie

Style Icons

Diana Spencer, Madonna, Michael Jackson, David Bowie, Grace Jones, Prince, Boy George, Demi Moore, Cyndi Lauper, George Michael

- Anti-fashion
- Board Shorts
- Bogolanfini Cloth
- Boxer Briefs
- Caesar Chic
- Casual Chic
- Cyberstyle
- Grunge
- Hipster
- Minimalism
- Racer
- Slope
- Tattoo & Body Piercing
- Technotextile
- Workout Clothing

Style Icons

Kate Moss, Courtney Love, Kurt Cobain, Naomi Campbell, Isabella Blow, Liz Tilberis, Linda Evangelista, Cindy Crawford, Heidi Klum

2000s

Rise of "Fast Fashion"

2010s

Rise of "Slow Fashion"

FASHION

- 2002
Takashi Murakami x
Louis Vuitton collection



- 2005
Alexander McQueen
used hologram of
Kate Moss in his Fall
2006 Fashion Show



- 2007
Anya Hindmarch
designed the global
sell-out tote bag
'I'm Not a Plastic Bag'



Rise of online shopping



Rise of sustainable and eco fashion

POPULAR CULTURE

- OutKast's Speakerboxxx /
The Love Below



- Lady Gaga's The Fame



- Factory Girl

9/11 ATTACK & WAR ON TERROR

2001-present



iPhone launched
2007



Great Recession

- **twitter**
2006

- **Google+**
2011

- **YouTube**
2005
- **facebook**
2005

- **Instagram**
2010

WORLD

KEYWORDS & STYLE ICONS

- 1960s Revival
- Absurdist
- Admiral Jacket
- Boho (bohemian) Style
- Boyfriend Style
- Fast Fashion
- Green Fashion
- Shrunken Look
- Slim-fit Suit
- Smart Fabric
- Sustainable Fabric
- Trash Fashion (Trashion)
- Tribal Look
- Y2K Fashion

Style Icons

Sienna Miller, Chloë Sevigny, Nicole Richie, Sarah Jessica Parker,
Lady Gaga, Mary-Kate And Ashley Olsen, Rihanna, Alexa Chung, Hedi
Slimane, Carine Roitfeld, Franca Sozzani, Anna Wintour, Michelle
Obama, Gisele Bündchen

1.2 FASHION STYLE AND SILHOUETTE

Fashion styles and popular apparel trends are constantly in flux, and fashion in the West in particular has experienced continual upheavals and major changes. Popular fads have included such fashion statements as rear-enhancing bustles, short flapper dresses, wide-leg bell bottoms, and deliberately ripped jeans. These and other major fashion styles make up the fascinating history of fashion.

FASHION STYLES IN HISTORY



———— Egyptian ————

🕒 3100 - 332 BC

📍 Egypt



———— Byzantine ————

🕒 5th - 6th Centuries

📍 Roman Empire



———— Medieval ————

🕒 5th - 15th Centuries

📍 Europe



———— Elizabethan ————

🕒 1550s - 1600s

📍 England



———— Rococo ————

🕒 1750 - 1775

📍 Europe and North America



———— Empire / Regency ————

🕒 1790s - 1820s


📍 Western and Central Europe



Victorian

🕒 1830s – 1900s

📍 British Empire



Gibson Girl

🕒 1890s – 1910s

📍 United States



Sailor

Bretton stripes

🕒 1910s

📍 France



The 20s

🕒 1920s

📍 Europe



Flapper

🕒 1920s

📍 Europe



Art Deco

🕒 1920s

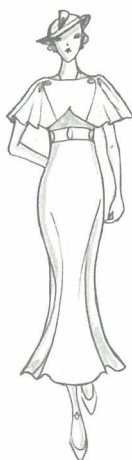
📍 Europe



— Hollywood Starlet —

🕒 1920s – 1940s

📍 Europe and United States



— The 30s —

🕒 1930s

📍 United States



— The 40s —

🕒 1940s

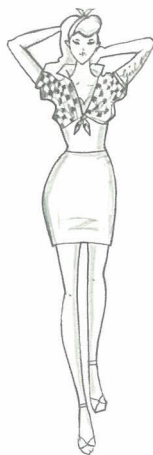
📍 Europe and United States



— Military —

🕒 1940s


📍 Global



— Pin-up Girl —

🕒 1940s – 1950s

📍 United States



— New Look —

🕒 1940s – 1950s

📍 France



Fetish

⌚ 1940s - 1950s

📍 England and United States



The 50s

⌚ 1950s

📍 Europe and United States



Teddy Girl

⌚ 1950s

📍 England



Tropical

⌚ 1950s

📍 United States



Preppy

⌚ 1950s

📍 United States



Beatnik

⌚ 1950s - mid-1960s

📍 United States



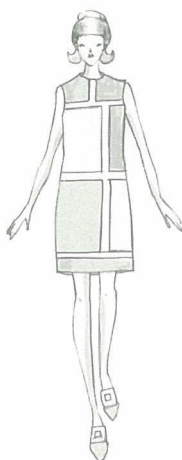
The 60s



1960s



Europe and
United States



Mondrian



1960s



France



Op Art



1960s



Europe



Space Age



1960s



Europe



Jackie



1960s



United States



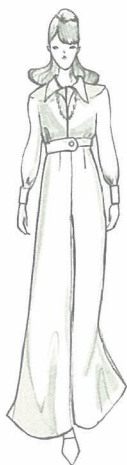
Hippie



Mid-1960s



United States



The 70s



1970s

Europe and
United States

Annie Hall



1970s



United States



Punk



1970s - 1980s



England



Lolita



Late 1970s



Japan



— 80s Power Dressing —



1980s



United States



— Flashdance / Disco —



1980s



United States



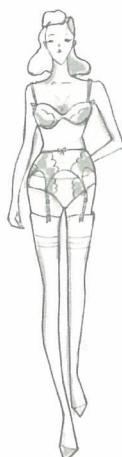
— Goth —



1980s



Europe



— Lingerie
as outerwear —



1980s



Europe



— Modern Equestrian —



1980s



Europe



— Kitsch —



1980s - 1990s



Europe



— Minimalist —



1990s



United States



— Casual Chic —



1990s - 2000s



Global

STYLE BY ETHNIC



Amish

⌚ 1690s - Present
📍 United States

Folklore
brought to high fashion

⌚ 1970s
📍 Europe



Qipao / Chinese

⌚ 1920s - Present
📍 China

Native American /
Indian

📍 North America



Kimono / Japanese

📍 Japan



Gypsy / Romani

📍 Europe and
United States

MEN'S STYLE



Regency

Beau Brummell



1790s - 1820s



Japan



Edwardian



1900s



United Kingdom



Zoot Suit



1940s



United States



Cowboy



Mid-20th Century



America



Teddy Boy



1950s



United Kingdom



Ivy League



Late 1950s



United States



60s Mod



1960s



England



Hippie



Mid-1960s



United States



Punk



1970s - 1980s



England



80s Heavy Metal



1980s



United States



Hip-hop



1980s



United States



Grunge



1990s



United States

SILHOUETTE & LINE



A-line



H-line



I-line / Column / Shift



V-line



X-line



Y-line



Curved Line



Empire Line



Princess Line



Asymmetric Silhouette



Ballerina Silhouette



Ballgown Silhouette



Balloon Silhouette



Barrel Silhouette



Bell Silhouette



Bustle / S-bend
Silhouette



Cocoon
Silhouette



Fit and Flare /
Skater Silhouette



Flare and Tight
Silhouette



Flare and Tube
Silhouette



Hobble
Silhouette



Hourglass
Silhouette



Mermaid
Silhouette



Off-shoulder
Silhouette



Peg-top
Silhouette



Sheath
Silhouette



Spindle
Silhouette



Tiered
Silhouette



Trapeze / Tent
Silhouette



Trumpet
Silhouette

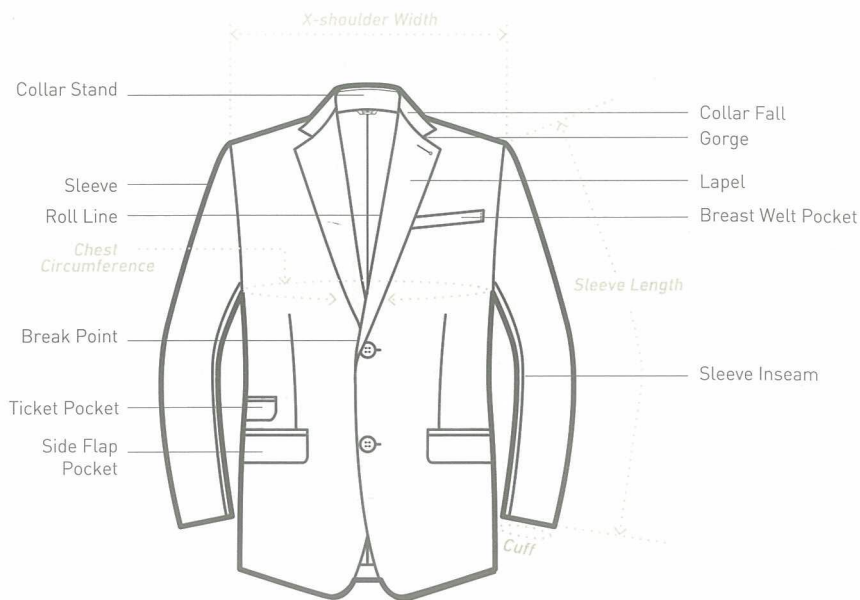
I COME FROM A
DIFFERENT ERA
AND I DESIGN
CLOTHES FOR
OUR ERA. I THINK
OF PEOPLE I WANT
TO DRESS WHEN
I DESIGN.

/ ALEXANDER MCQUEEN

2.1 JACKET

The term *jacket* is derived from the French word *jacquette*, which comes from the Middle French word *jacquet*, meaning a small or lightweight tunic. A jacket is commonly defined as an outer garment for the upper body which reaches the mid-torso. Typically tailored with sleeves and a fastening on the front or slightly towards the side, jackets are generally lighter, more form-fitting and less insulating than coats.

JACKET DETAILS & MEASUREMENTS





Tailored Jacket
always with matching pants



Blazer
without matching pants



Dinner Jacket / Tuxedo
dinner jacket for Black Tie

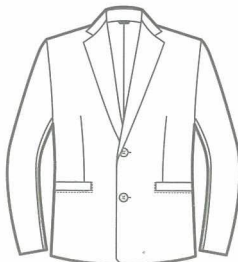
Dinner Jacket / Tuxedo

(For White Tie)

White Tie, also known as full evening dress, is the most formal of all dress codes in Western menswear tradition. It is typically only worn after 6pm for ceremonial functions, such as presidential dinners, state occasions, evening weddings or very formal balls.



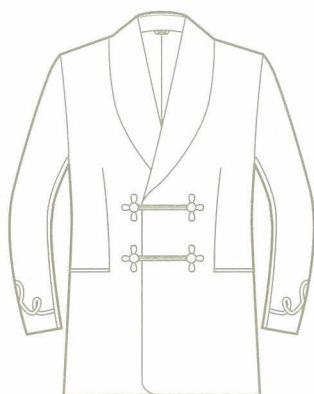
Mess Jacket / Eton Jacket



Single-breasted Jacket



Double-breasted Jacket



Smoking Jacket

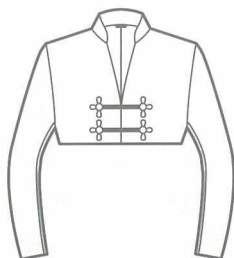
Smoking jackets are designed to be worn while smoking pipes, cigars or cigarettes as a means of catching falling ashes and absorbing the smell of the smoke to protect the clothing underneath. One of the most famous smoking jacket wearers is Hugh Hefner, founder of Playboy magazine. He owns over 200 different smoking jackets / pajama tops that are custom-made for him.



Hunting Jacket



Edwardian Jacket



Spencer Jacket



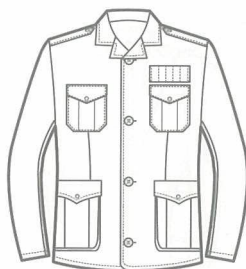
Norfolk Jacket



Monkey Jacket



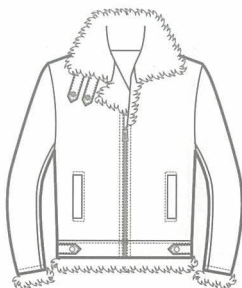
Horse Riding Jacket /
Show Jacket /
Equestrian Jacket



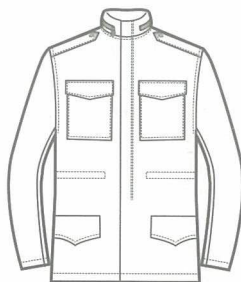
Safari Jacket



Biker Jacket



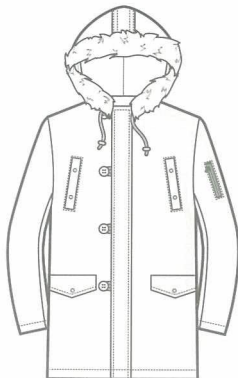
Bomber Jacket



M-65 Field Jacket



ALS/92 Field Jacket Liner
liner for M-65 Field Jacket



N-3B Flight Parka



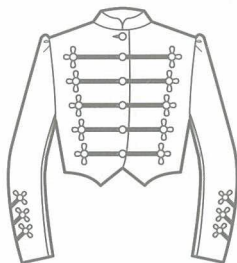
N-2B Flight Jacket




MA-1 Flight Jacket

Torero Jacket / Matador Jacket / Chaqueta

The traditional clothing worn by Spanish bullfighters in the bullring, the matador jacket is known as the 'traje de luces' in Spanish, meaning 'suit of lights', due to the sequins and shiny gold or silver threads used to embellish the garment. Commonly short and rigid, the chaqueta is enforced with attachments at the upper shoulder, allowing unimpeded movement of the arm. It usually comes in red, black, green, blue or white, but never yellow, which is considered an unlucky color by toreros who are keenly superstitious.



Majorette Jacket



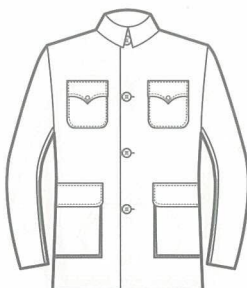
Bolero Jacket



Tyrolean Jacket



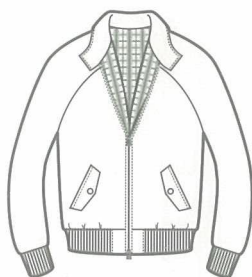
Nehru Jacket



Mao Jacket



Shirt Jacket



Harrington Jacket



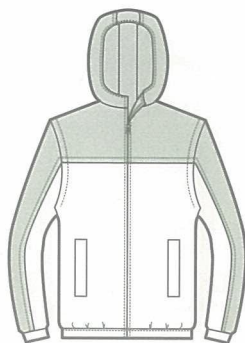
Denim Jacket



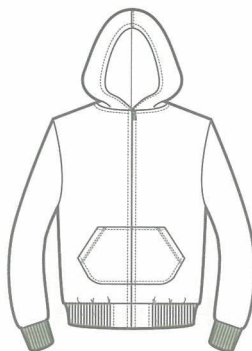
Lumber Jacket

Letter Jacket / Varsity Jacket / Baseball Jacket

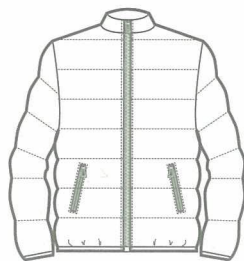
Originating from high school and college traditions in the United States, letter jackets were worn by students to demonstrate school and team pride and to display personal athletic achievements. They are typically adorned with a chenille varsity letter patch on the left chest which usually represents the first letter or initial of the high school or college, hence the name 'letter jacket'.



Windbreaker



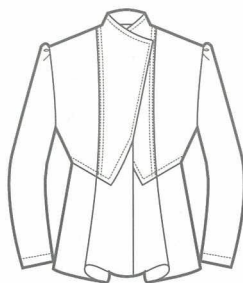
Hoodie / Zip-up Jacket



Down Jacket




Sleeveless Jacket



Peplum Jacket



Belted Jacket



Blouson Jacket



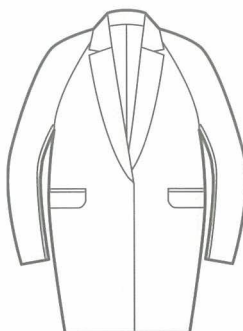
Roomy Jacket



Midriff Jacket / Cropped Jacket



Western Jacket



Cocoon Jacket

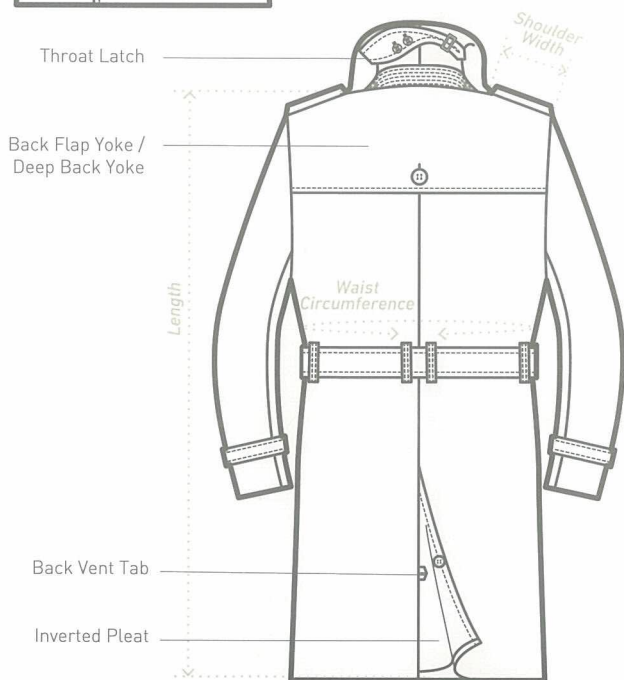
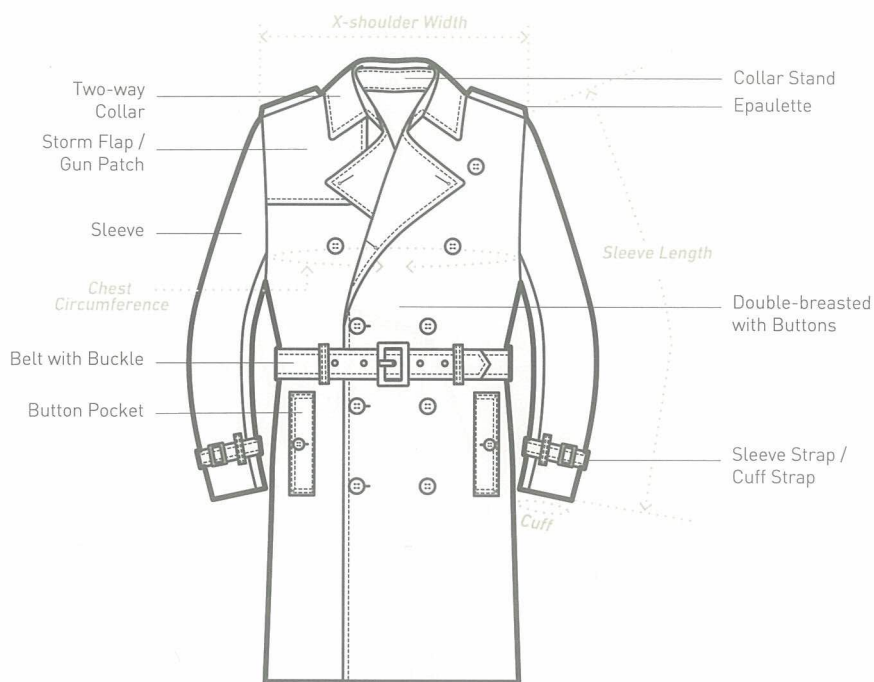


Oversized Jacket

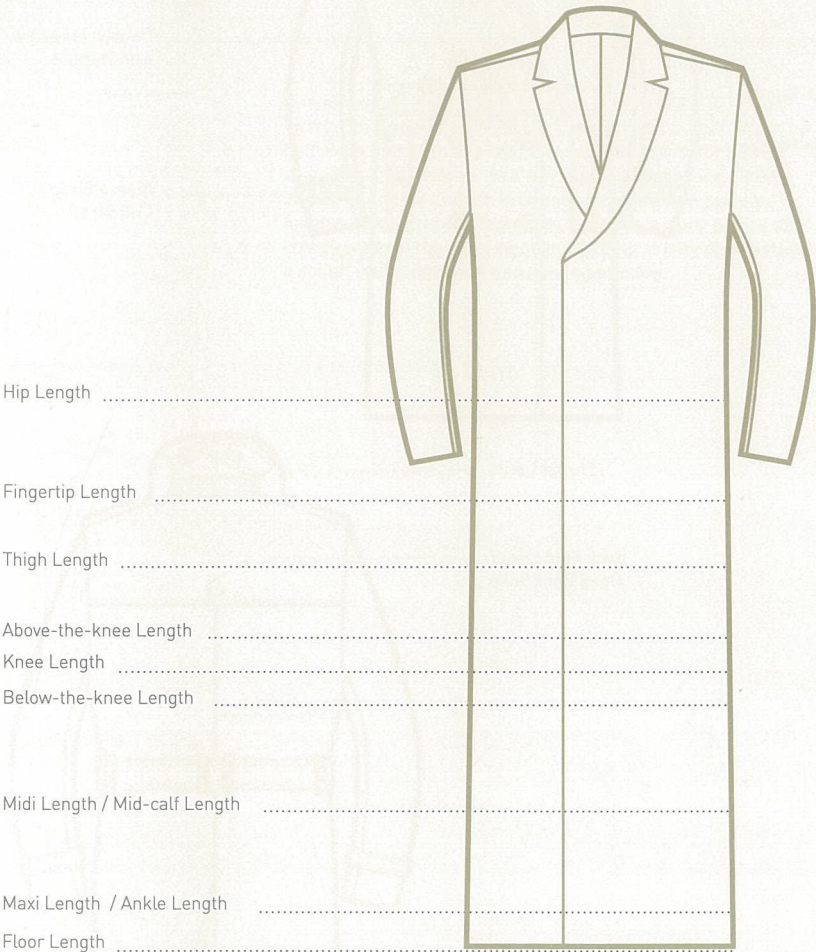
2.2 COAT AND OUTERWEAR

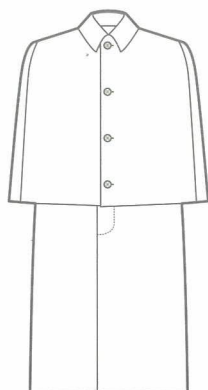
One of the earliest clothing category words found in English history, coats can be traced back to the Middle Ages. Worn by both men and women either for warmth, fashion or both, a coat is typically defined as a long garment with long sleeves and an open front, which is usually fastened with buttons, toggles, hook-and-eye fasteners, a zipper, a waist belt or any combination of the aforementioned items. It may also feature a collar, cuff straps and shoulder epaulettes.

COAT DETAILS & MEASUREMENTS



LENGTHS OF COATS






Inverness Coat
no full cape at the back



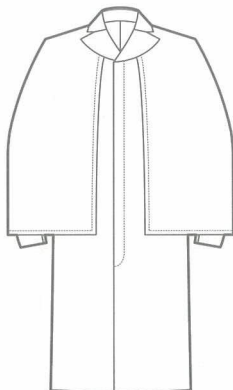
British Warm Overcoat
originally made from
fleece-like Melton cloth

Chesterfield Coat

A long and tailored overcoat often with a velvet collar, the Chesterfield coat was introduced alongside the lounge suit as an alternative option to highly structural coats, such as the frock overcoat, which heavily suppress the waist with its waist seam.



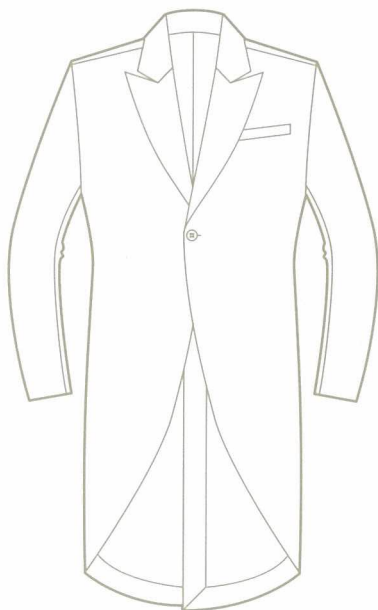
Polo Coat
originally made from camel hair



Ulster Coat
the cape was removed after the Edwardian
period, often double-breasted

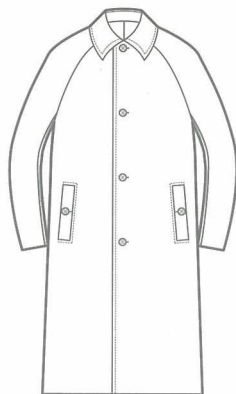


Ulsterette
a lightweight version
of Ulster Coat



Morning Coat

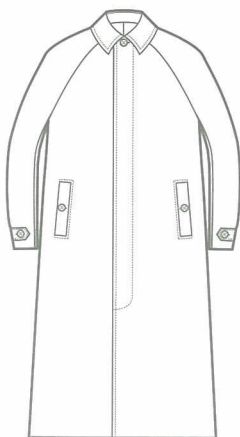
The formal dress code for daytime, the morning coat was traditionally worn by gentlemen in the 19th century during morning horseback riding exercises, from which it got its name.



Balmacaan
made from rough woolen cloth



Guards Coat
has a half belt at the back




Mackintosh Raincoat
made from rubberized or
rubber laminated material



Frock Coat



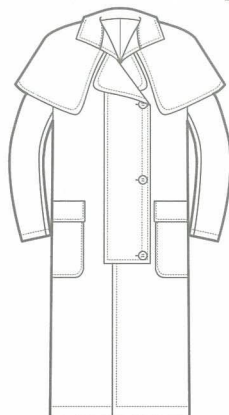
Redingote



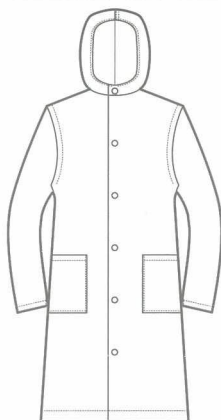
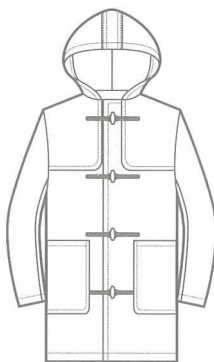
Full Trench Coat



Clutch Coat



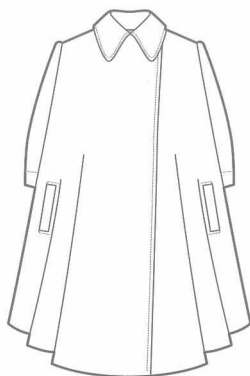
Duster Coat

Slicker Coat /
Sou'wester Coat

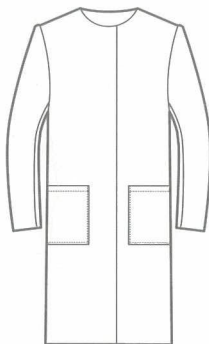
Duffle Coat



Skating Coat




Tent Coat



Straight Coat



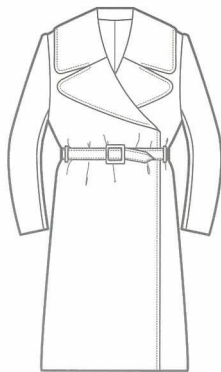
Princess Line Coat



Trench Coat

Originally invented by the British for military purposes, the trench coat became a popular item of clothing after it was introduced to the public post World War I, and was subsequently revolutionized by the British luxury fashion house Burberry. Thomas Burberry, British clothier and founder of Burberry, developed a type of novel wool material called gabardine,

which is rip-resistant, virtually creaseproof and processed chemically to be water-repellent, yet remains porous and offers good ventilation for cool and comfortable wear. Gabardine was first used in Burberry trench coats which have since then become a fashion classic.




Belted Coat



Wrap Coat



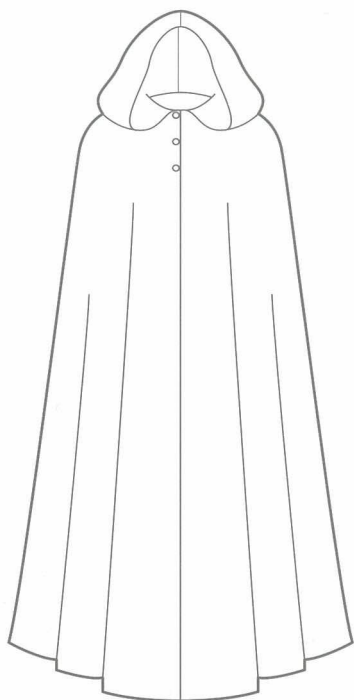
Cocoon Coat



Teddy Bear Coat / Fur Coat

Reefer Coat
for officers only and usually has gold
buttons and epaulettes

Pea Coat



Cloak



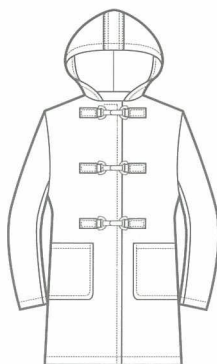
Cape Coat / Mantle Coat



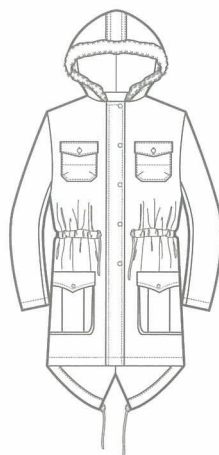
Poncho



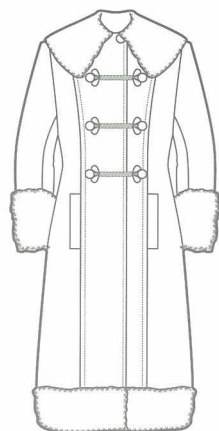
Car Coat



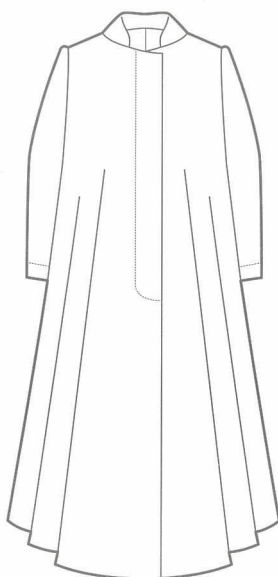
Clasp Coat



Parka



Cossack Coat

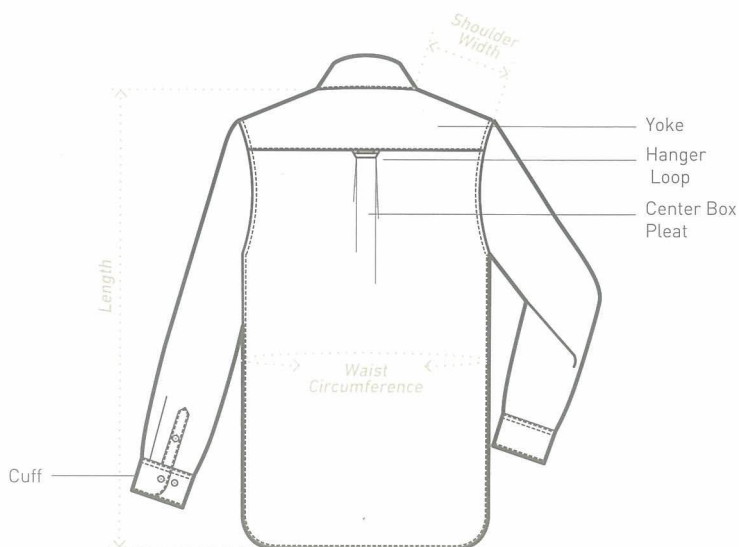
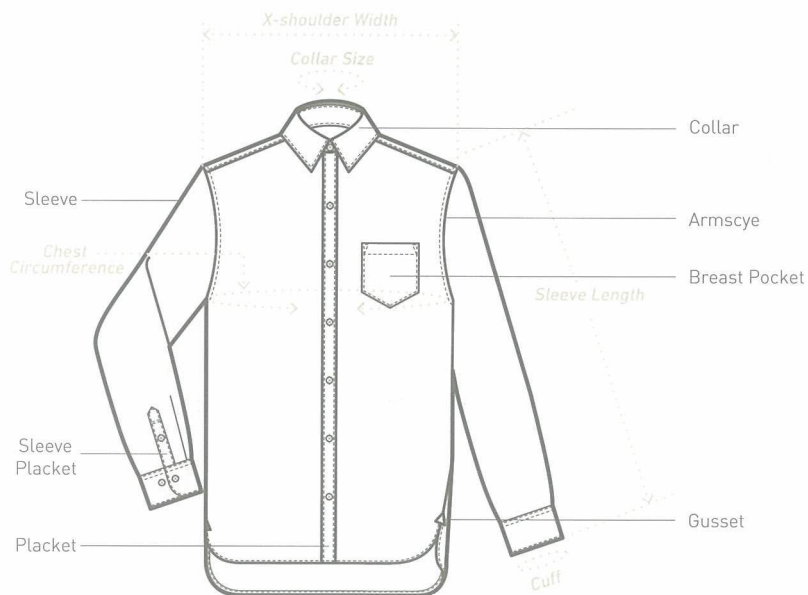


Opera Coat

2.3 SHIRT

The oldest preserved item of clothing in the world is a linen shirt found in a First Dynasty Egyptian tomb at Tarkan, tracing back to around 3000 BC. Even as recent as the late 19th century, it was still considered improper in Western dress code to wear a shirt on its own with nothing on top of it.

SHIRT DETAILS & MEASUREMENTS



TYPES OF SHIRT SLEEVES

SLEEVE LENGTHS

Sleeveless

Cap Sleeve

Short Sleeve

Elbow-length
Sleeve

Three-quarter
Sleeve

Wrist-length
Sleeve

TYPES OF SLEEVES

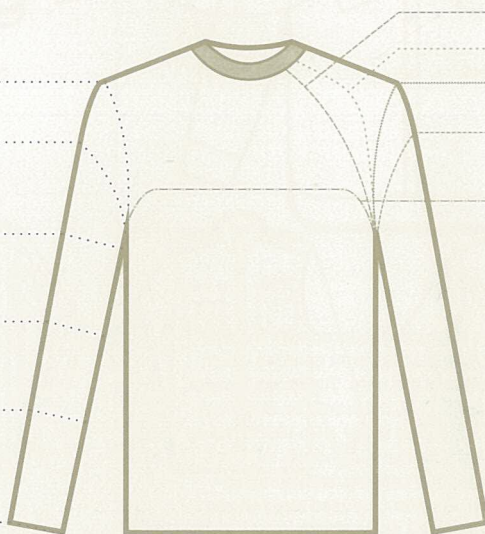
Raglan Sleeve

Epaulet Sleeve

Set-in Sleeve

Dropped-shoulder
Sleeve

Yoke Sleeve



WOVEN SHIRTS



Shirt

Button-down Shirt

A button-down shirt is typically tailored with a collar and a full-length button placket front opening which extends from the collar to the hem. Traditionally worn by grown-up or young males, it became an accepted category of women's clothing in the mid-1800s and is nowadays worn by both genders. Although 'button-down' actually only applies to shirts with a button-down collar, the term is often confused and misused as a generic reference to all dress shirts.



Cleric Shirt



Ascot Shirt



Pullover Shirt



Dress Shirt / Tuxedo Shirt



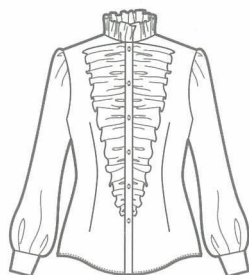
Epaullette Shirt



Fitted Shirt



Open Collar Shirt



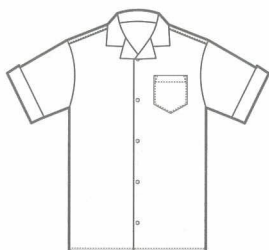
Habit Shirt



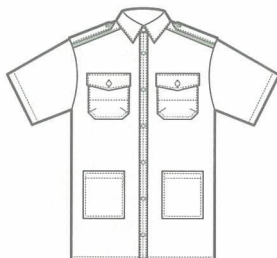
Military Shirt



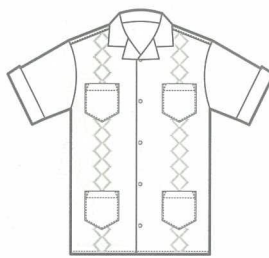
Western Shirt



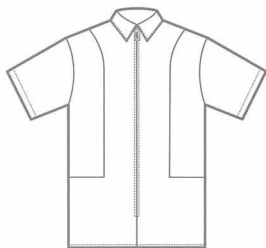
Camp Shirt



Work Shirt




Guayabera Shirt



Zip Front Shirt



Clergy Shirt



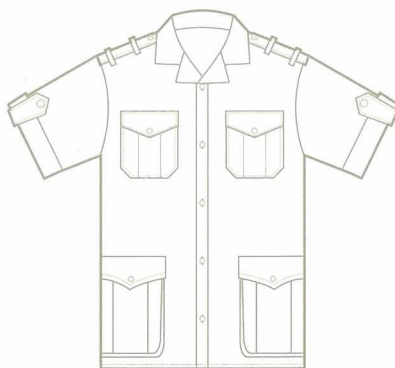
Baker's Shirt



Cavalry Shirt



Middy Shirt



Safari Shirt

A variation of the safari jacket (also known as a bush jacket), the safari shirt was originally intended for wear during African bush safaris, subsequently popularized by Ernest Hemingway in the 1950s and becoming an item of mainstream casual clothing. Designed with many pockets, which can be used for carrying film, lenses, flashes and various small photographic equipment, the safari shirt is especially popular amongst photographers.



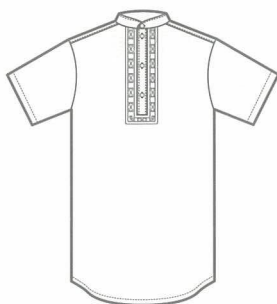
Pilot Shirt



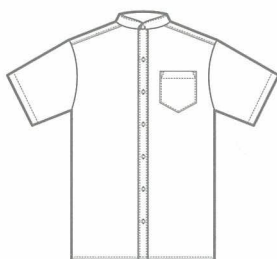
Bowling Shirt



Baseball Shirt



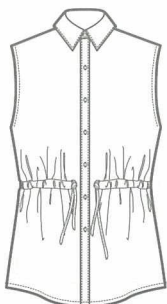
Kurta Shirt



Nehru Shirt



Trapeze Shirt



Drawstring Shirt



Wrap Shirt




Tie Waist Shirt

JERSEY SHIRTS



T-Shirt

T-shirts were first issued by the U.S. Navy as undergarments sometime between the 1898 Spanish-American War and 1913. Veterans were commonly spotted wearing T-shirts with their uniform trousers as casual outfits after World War II. They were popularized by Marlon Brando, who wore one in the movie *A Streetcar Named Desire* in 1951, consequently cementing their status as fashion garments.



Raglan T-shirt /
Baseball T-shirt



American Football T-shirt



Rugby Shirt



Polo Shirt



Zip Polo Shirt



Double T-shirt



Sweatshirt



Henley Shirt



Cropped T-shirt



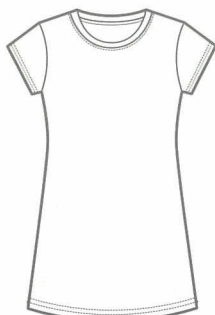
One-shoulder T-shirt



Sailor Shirt / Basque Shirt



Draped T-shirt



Tunic T-shirt

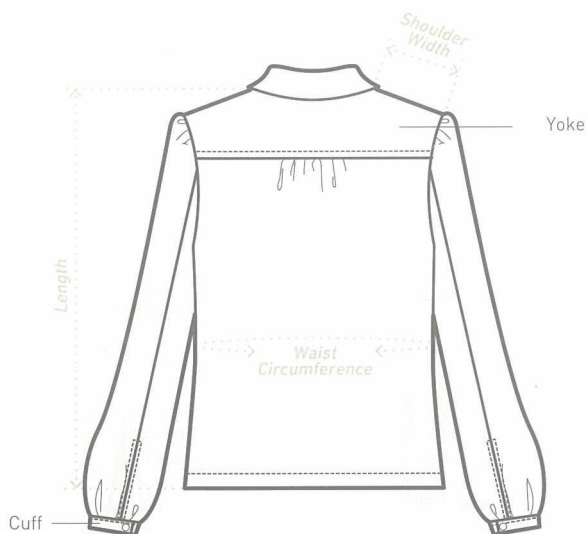
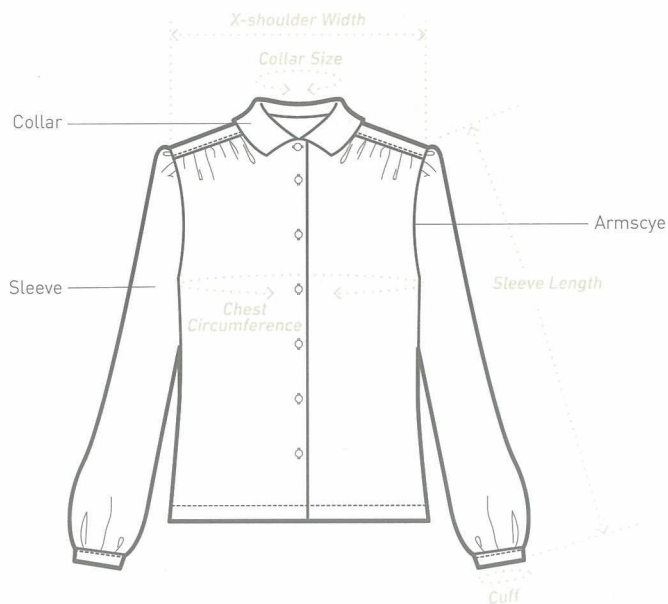


Tunic Polo Shirt

2.4 BLOUSE AND OTHER TOPS

A blouse is a type of loose-fitting garment for the upper body, conventionally gathered at the waist for a loose-hanging silhouette. Formerly referring to the traditional style worn by peasants, workmen, artists, women and children, the term nowadays broadly applies to women's or girls' dress shirts, and can occasionally describe loose-fitting men's shirts.

BLOUSE DETAILS & MEASUREMENTS





Basic Blouse



Tuxedo Blouse



Peasant Blouse



Tie Neck Blouse / Bow Blouse



Tie Waist Blouse



Sash Blouse



Drawstring Blouse



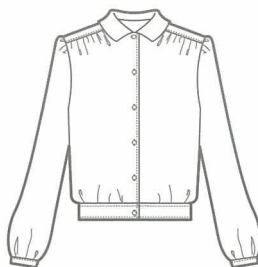
Pullover Blouse



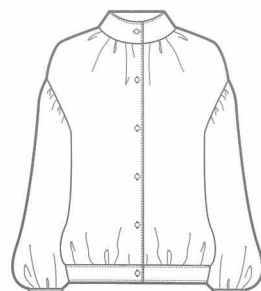
Surplice Blouse



Peplum Blouse



Blouson Blouse



Balkan Blouse

Off-the-shoulder Blouse /
Bardot Blouse

Smock Blouse



Poet Blouse


Cut with a loose fit with billowy full bishop sleeves, the poet blouse is usually adorned with large ruffles at the collar, front and cuffs. Also dubbed the 'pirate shirt', it is often matched with accessories or items of clothing traditionally associated with pirates, such as a wide belt. When the *Pirates of the Caribbean* adventure movie series was first released in 2003, poet blouses became a core theme of the wave of pirate-related fashion trends that ensued.



Midriff Blouse



Mandarin Blouse



Victorian Blouse



Jabot Blouse

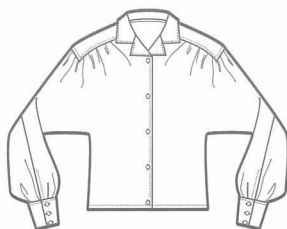


Gibson Blouse

The Gibson blouse is styled with gathered puff sleeves, pleats at the shoulder and a gathered back yoke to help create a curvy silhouette. It was named after the 1900s style icon, Gibson Girl, which was created by artist Charles Gibson. Gibson Girl came to represent the American beauty of the time. When paired with a bustled walking skirt, a full upswept hairdo and a large touring hat, it epitomizes the Gibson Girl style.



Prairie Blouse



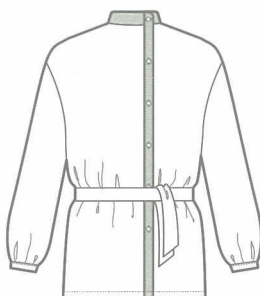
Gaucho Blouse



Pirate Blouse



Belted Blouse



Cossack Blouse



Over Blouse



Tunic Blouse


OTHER TOPS



Tank Top



Ballet Top / Wrap Top



Halterneck Top



Shell Top



Camisole



Off-the-shoulder Top /
Bardot Top



Cold-shoulder Top



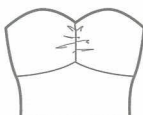
One-shoulder Top



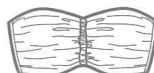
Cropped Top / Midriff Top



Bra Top / Brassiere Top /
Sports Bra / Athletic Bra



Tube Top

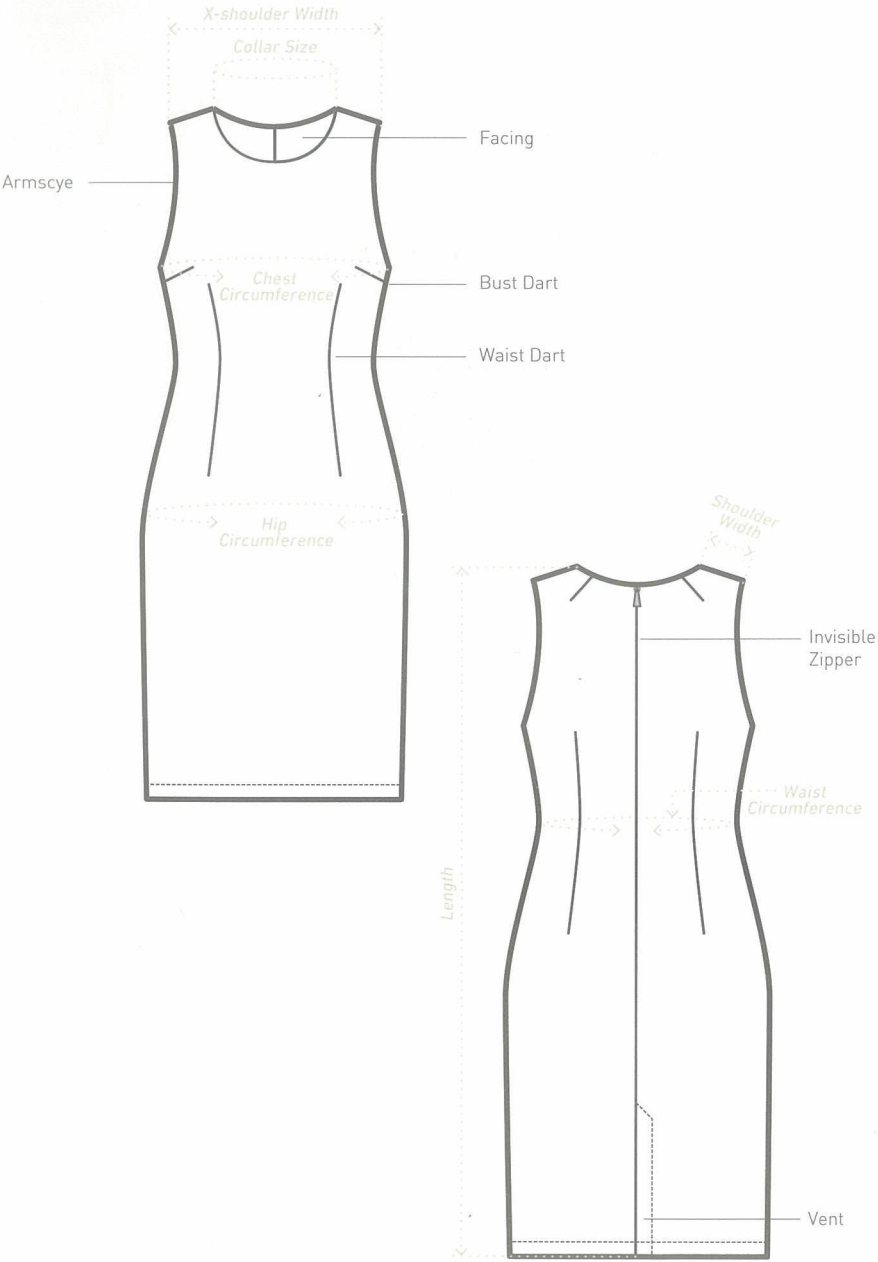


Bandeau Top

2.5 DRESS

A dress is an item of clothing comprising a bodice and an attached skirt, the hemline of which may vary depending on the fashion trend, occasion, and the wearer's modesty or personal preference. In traditional Western culture, dresses are more commonly worn by females, and a style-appropriate dress is often a mandatory part of Western formal dress codes for women. Dresses are popular for special occasions, such as weddings, balls or proms, for which they are considered the de facto standard female attire.

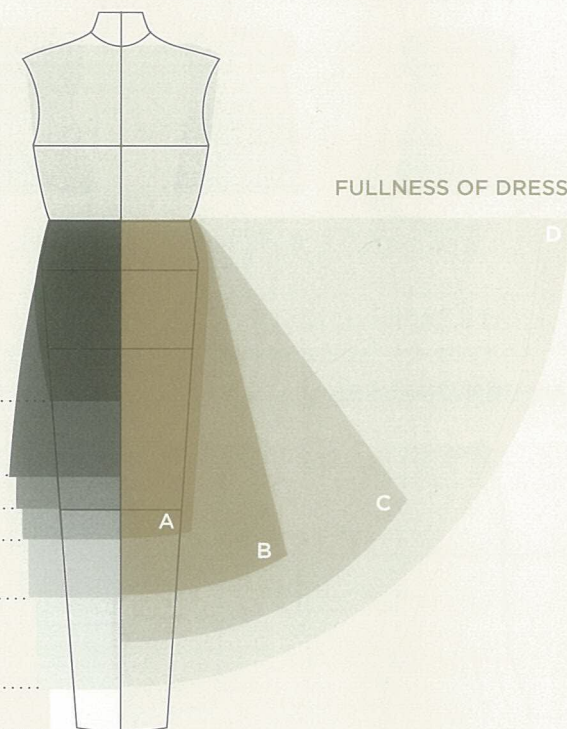
DRESS DETAILS & MEASUREMENTS



LENGTHS AND FULLNESS OF DRESS

DRESS LENGTHS

Mini Length
 Above-the-knee Length
 Knee Length
 Below-the-knee Length
 Midi Length /
 Mid-calf Length
 Maxi Length /
 Ankle Length
 Floor Length



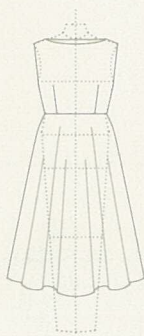
FULLNESS OF DRESS



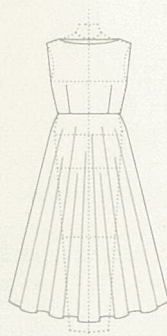
A Pencil Dress



B A-line Dress



C Semi-circular Dress



D Circular Dress

WAISTLINE TYPES



Natural Waistline



Empire Waistline

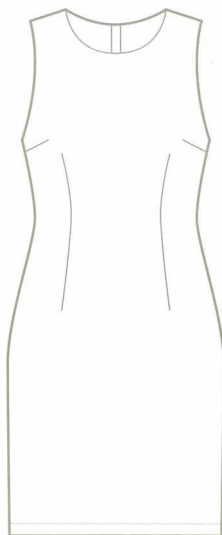


Dropped Waistline



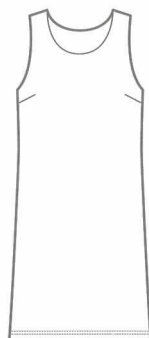
Basque Waistline

WOVEN DRESSES




Sheath Dress

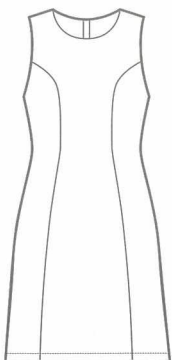
A sheath dress is a relatively unembellished dress that fits closely to the body contours, typically of knee length or lower-thigh length as opposed to many cocktail dresses and longer ballroom gowns.



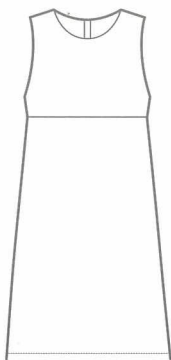
Shift Dress / Chemise Dress




A-line Dress




Princess Line Dress



Empire Line Dress




Strap Dress



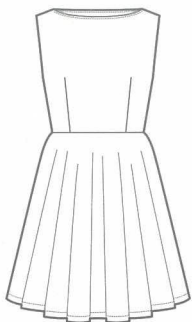
Trapeze Dress / Tent Dress




Bodycon Dress



Dropped Waist Dress



Flared Dress / Skater Dress



Tiered Dress




Slip Dress



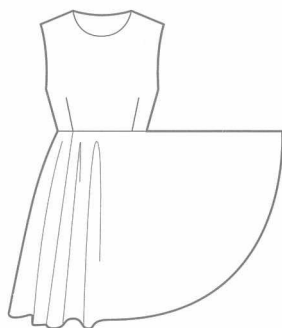
Tube Dress /
Strapless Dress



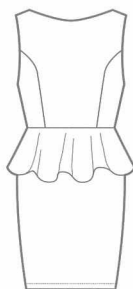
Halterneck Dress




Pinafore Dress /
Apron Dress



Circular Dress



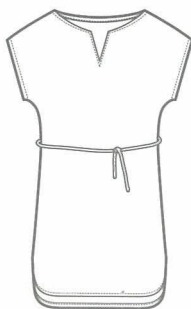
Peplum Dress




Handkerchief
Hem Dress



Sack Dress



Tunic Dress



Babydoll Dress



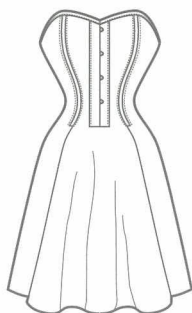
Panel Dress /
Hourglass Dress



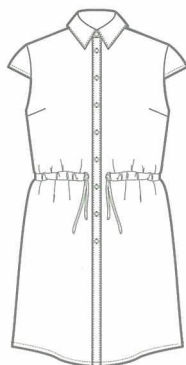
Off-the-shoulder Dress /
Bardot Dress



Coat Dress



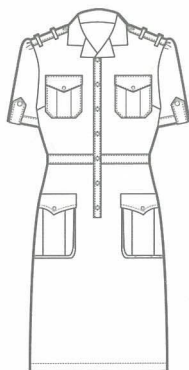
Corset Dress



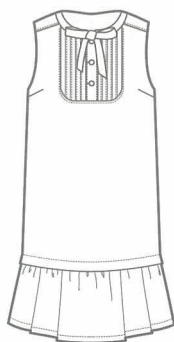
Shirt Dress



House Dress



Safari Dress



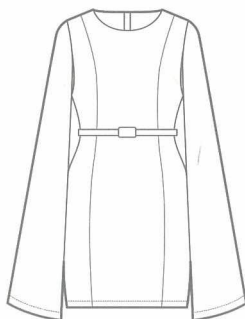
Bib Dress



Bubble Dress



Smock Dress

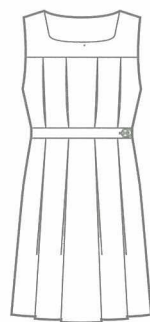


Cape Dress



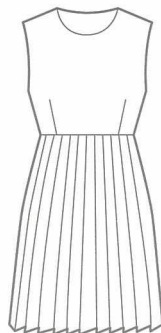
Tutu Dress

Worn for ballet performances, a tutu dress consists of a bodice and a skirt of single or multiple layers.




Gymslip

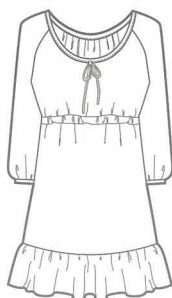
commonly seen as part of a girl's school uniform



Pleated Dress



Column Dress



Peasant Dress



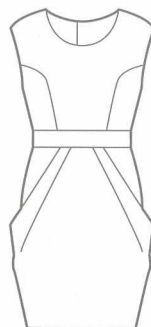
Sundress



Sailor Dress



Bustier Dress



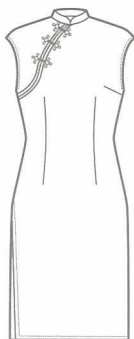
Tulip Dress



Kaftan Dress




Petal Dress




Qipao / Cheongsam

Ball Gown

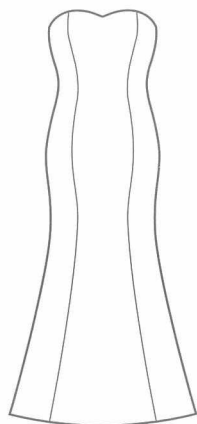
Traditionally a floor-length dress with a full skirt, ball gowns are the most formal social occasion attire for women and can be traced back to the Regency era. Constructed from luxurious textiles with delicate and exotic trimmings, it usually features a cut-off-the-shoulder décolleté neckline.



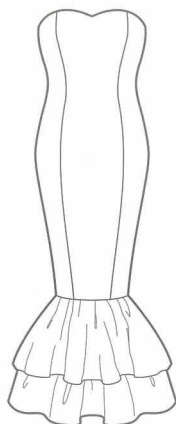
Gypsy Dress



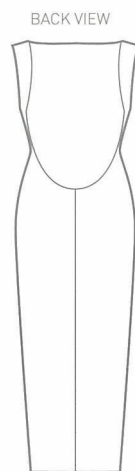
One-shoulder Dress



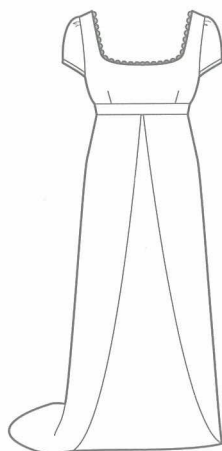
Trumpet Dress



Mermaid Dress



Backless Dress

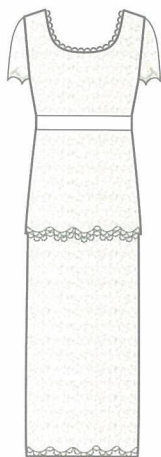


Regency Dress



Crinoline

Traditionally a stiffened petticoat or a stiff skirt-shaped steel structure, the crinoline was designed to be worn under the outer skirt to support its shape or to give it the defined silhouette desired. Nowadays, crinolines are usually worn as part of formal attire, such as wedding gowns or evening dresses, and the modernized version is usually constructed from multiple layers of rigid net or mesh, with flounces for skirt extension and occasionally with a plastic or nylon frame.



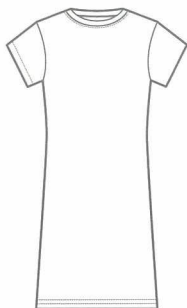
Edwardian Dress

SIDE VIEW



Bustle Dress

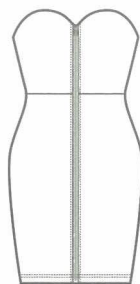
KNIT DRESSES



T-shirt Dress



Tank Dress



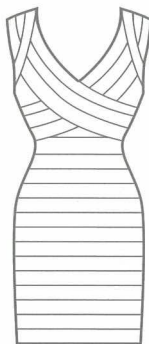
Zip-up Dress

Figure Skating Dress

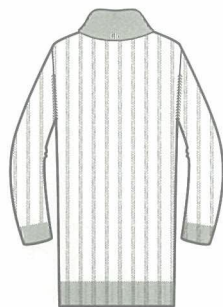
Resembling regular street clothing before the 1920s, ice skating attire has since developed alongside the invention of stretch materials such as Lycra, and it has become a modern-day standard for figure skating fashion to be heavily embellished with crystals. When done perfectly, a skating dress synergizes artistry, comfort and movement, adding to the total experience of the ice skating performance by embodying the wearer's athletic prowess and cultural identity.



Wrapover Dress



Bandage Dress

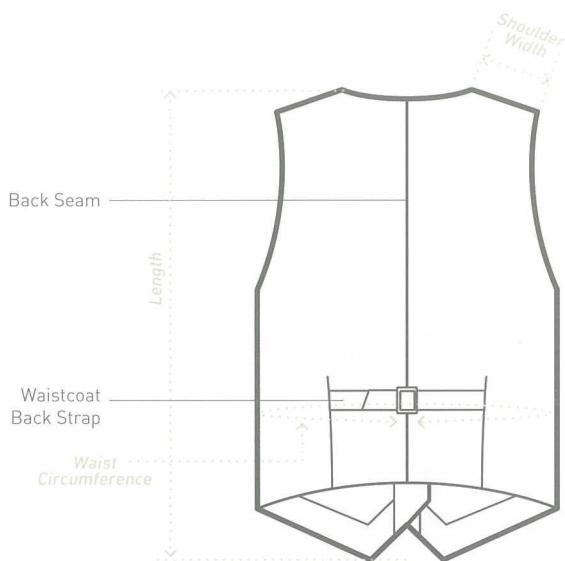


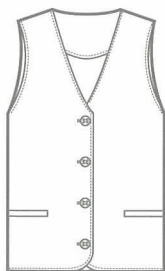
Sweater Dress

2.6 VEST

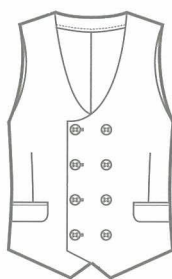
A type of sleeveless upper-body garment that is usually worn by men beneath a coat or jacket, the vest (called a waistcoat in British English) is thought to be first popularized by King Charles II of England, who declared it a part of proper dress during the Restoration of the British monarchy. Its name originated from the French term *veste*, meaning 'jacket / sport coat,' the Italian word *vesta* / *veste*, meaning 'robe / gown' and the Latin word *vestis*.

VEST DETAILS & MEASUREMENTS






Button Front Vest



Double-breasted Vest



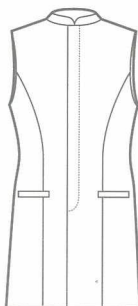
Lapelled Vest

Waistcoat

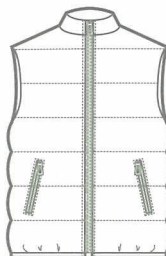
Known as a 'waistcoat' in the UK and Commonwealth countries and a 'vest' in the US and Canada, it is typically worn as the third piece of a lounge suit in formal dress. Tailored with a full vertical front opening fastened with buttons or snaps, waistcoats are available in both single-breasted and double-breasted styles, with single-breasted ones being more common, though this is not definitive of the formality of the attire.



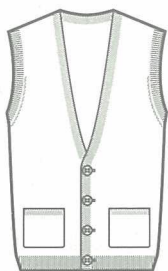
Short Vest



Long Vest



Down Vest /
Puffer Vest



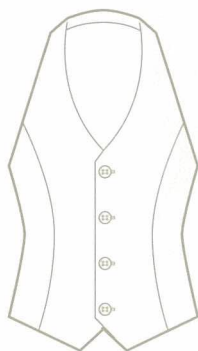
Cardigan Vest

Pullover Vest /
Sweater Vest

Tennis Vest

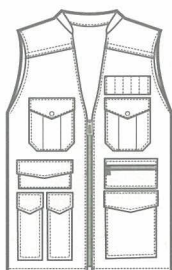


Hooded Vest

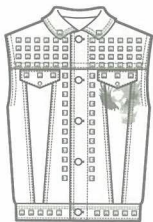


Halter Vest / Piqué Vest

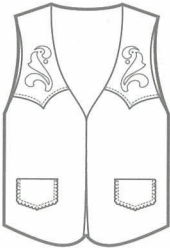
Made from textured woven piqué, the halter vest is a backless garment that is fully adjustable at the back of the neck and waist. It is a key component of white tie formal attire, which includes a tailcoat (dress coat), uncuffed formal trousers with braids on the outer legs, a white piqué vest (waistcoat), a white piqué front or plain starched wing collar dress shirt, black patent leather court shoes and accessories.



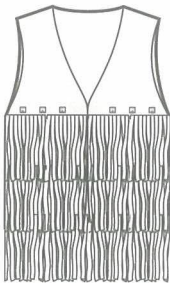
Safari Vest



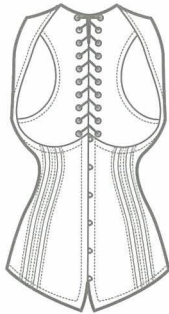
Punk Vest



Western Vest



Hippie Vest



Corset Gilet

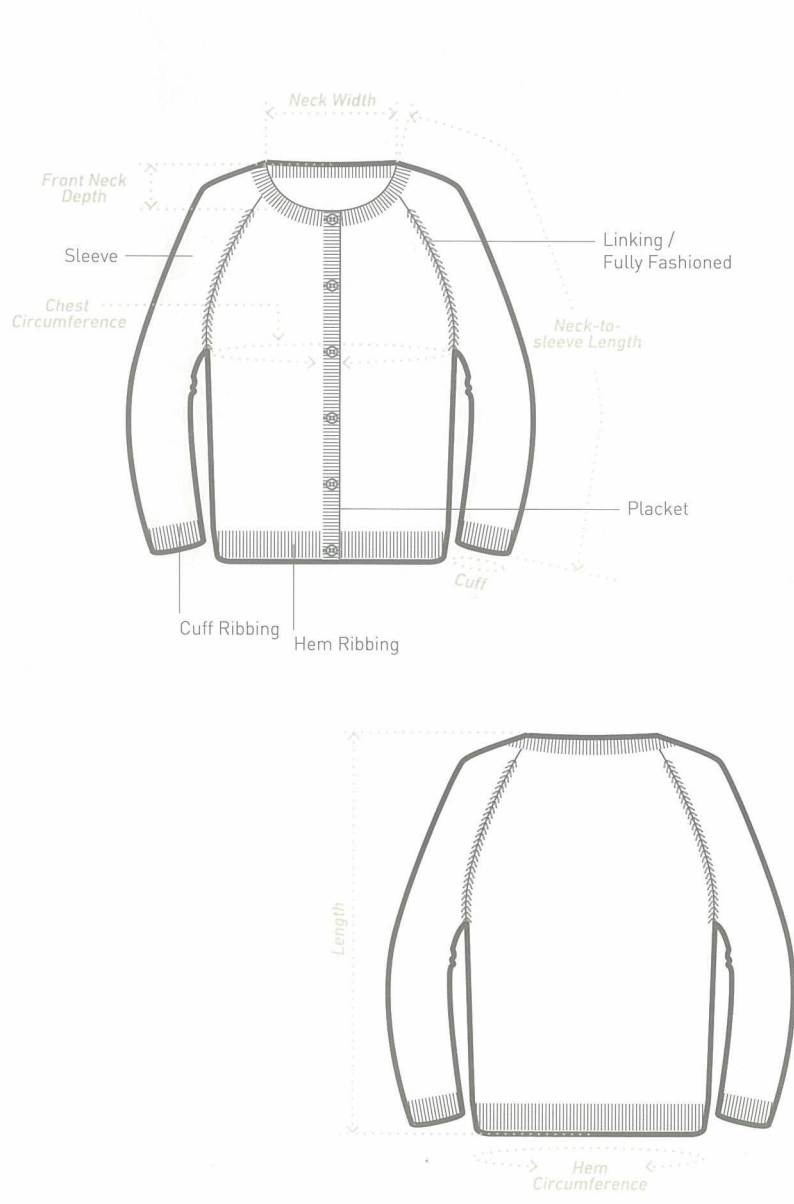


Bodice Vest

2.7 SWEATER AND CARDIGAN

A knitted item of clothing that generally covers the upper body and arms, a sweater (American English) was traditionally made from wool, while modern-day variations may be made from cotton, synthetic fibers or any combination of the aforementioned materials. It can either be a pullover or a cardigan. Pullovers are pulled on over the head, while cardigans are open at the front, usually with a button placket and sometimes with a zip closure.

CARDIGAN DETAILS & MEASUREMENTS



SWEATERS



Crew Neck Sweater



Round Neck Sweater



V-neck Sweater



Henley Neck Sweater



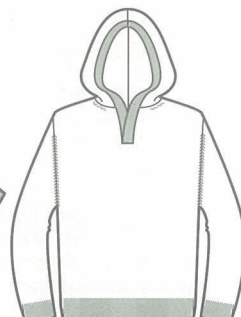
Waisted Sweater



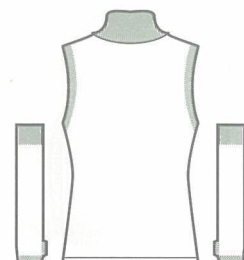
Cropped Sweater

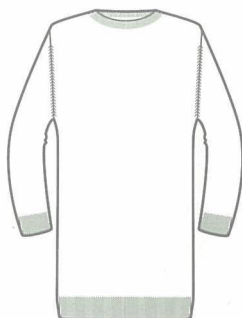


Batwing Sleeve Sweater



Hooded Sweater

Sleeveless Sweater
with Gauntlets



Tunic Sweater



Polo Sweater



Zip-up Sweater



Cable Sweater /
Aran Sweater /
Fisherman Sweater



Guernsey Sweater



Lopapeysa / Icelandic Sweater

The Icelandic sweater, also known as 'lopapeysa' in Icelandic language, is a type of sweater that originated from Iceland around or before the 1950s. During that period, imported clothing started to take over more traditional Icelandic garments, so locals began developing new ways to make use of the abundant supply of native wool. The patterns on lopapeysas are believed to be inspired by Greenlandic women's costumes and traditional textile patterns from Sweden, Turkey and South America.



Fair Isle Sweater



Tyrolean Sweater

Lusekofte Sweater /
Norwegian Sweater

Cowichan Sweater / Mary Maxim Sweaters

Popular amongst local British Columbians and tourists, Cowichan sweaters are fashioned using a form of knitting called Cowichan knitting, developed by the Cowichan natives of southeastern Vancouver Island in British Columbia. Heavy-knit and distinctively patterned in a variety of geometric, fish, whale, animal and bird motifs, Cowichan sweaters are always handknit using thick, handspun, one-ply natural-colored yarn in two to three colors, typically black, grey and cream. The resulting garment is warm, bulky and heavier than typical Scottish counterparts, such as Fair Isle and Shetland garments, which are knit from lightweight two-ply multi-color dyed yarn.



Cricket Sweater



Ribbed Sweater



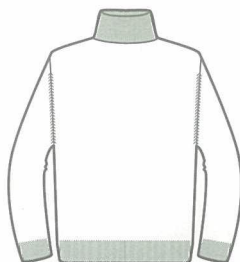
Argyle Sweater



Intarsia Sweater



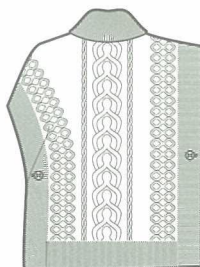
Cable Knit Sweater



Turtleneck Sweater



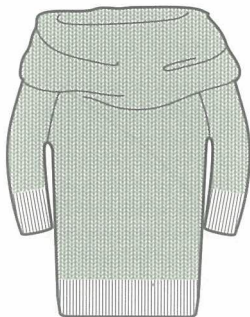
Army Sweater



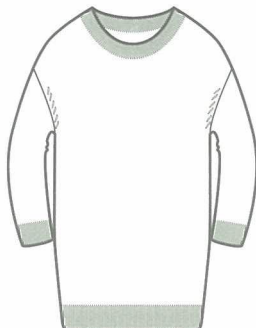
Poncho Sweater



Sailor Sweater



Chunky Sweater



Oversized Sweater

CARDIGANS



Round Neck Cardigan



V-neck Cardigan



Zip-up Cardigan



Cropped Cardigan



Shawl Collar Cardigan



Wrap Cardigan



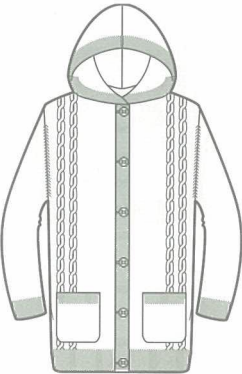
Faux Fur Shrug



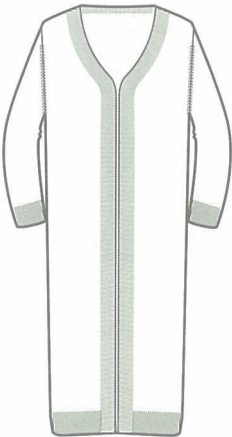
Shrug / Bolero Cardigan



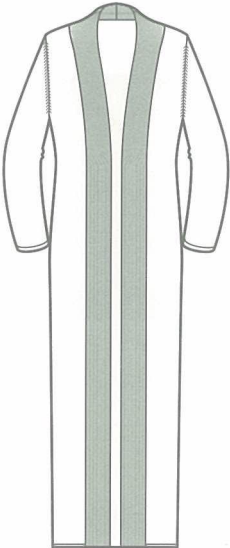
Ballet Cardigan



Hooded Cardigan



Midi Cardigan

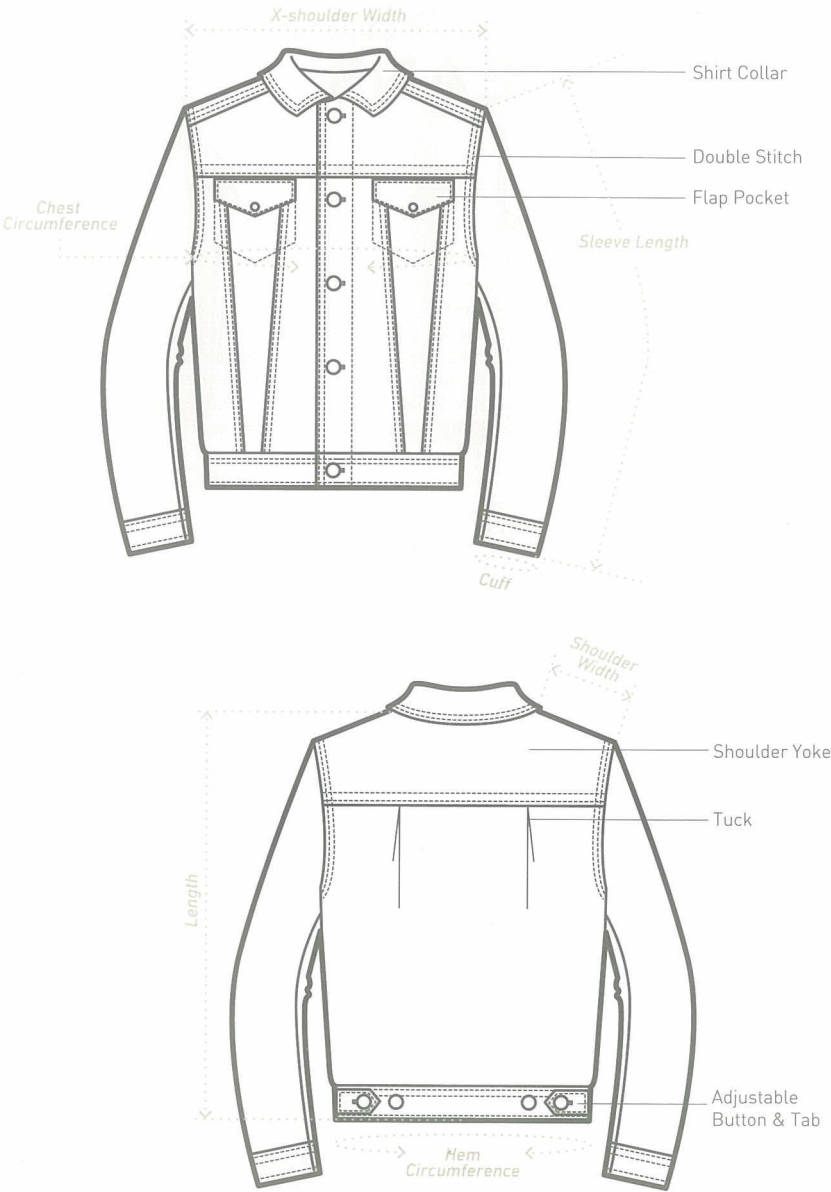


Maxi Cardigan

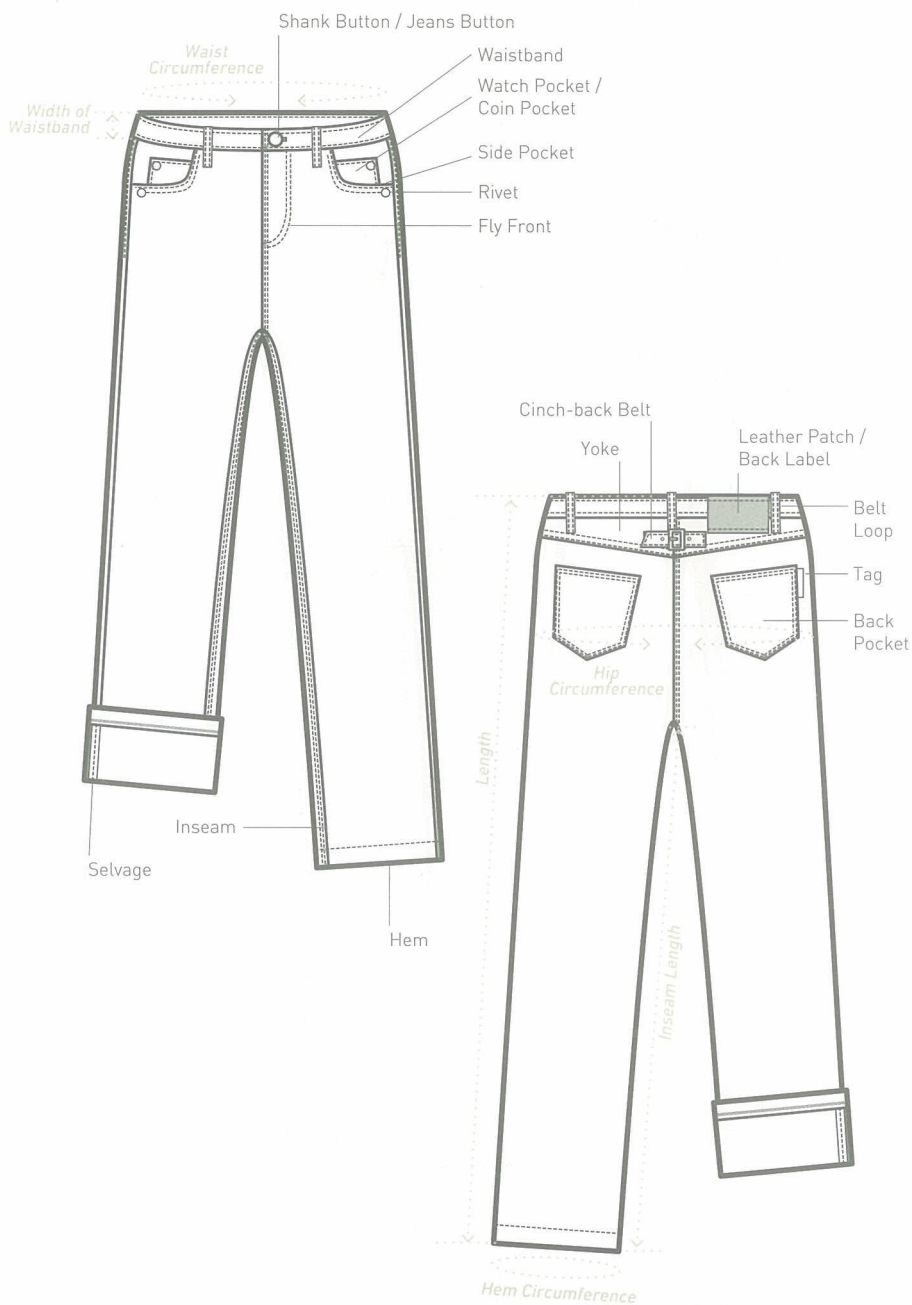
2.8 DENIM AND JEANS

Known for its strong and durable qualities, denim is a cotton warp-faced twill fabric woven by passing the weft under two or more weft threads. Most indigo denim is customarily dyed only on the warp threads and uses undyed, plain white weft threads, thus displaying a visible blue color on the warp-dominant side of the fabric, while the reverse retains the white color of the weft threads as a result of warp-faced twill weaving. Jeans are generally defined as trousers made of denim or dungaree cloth.

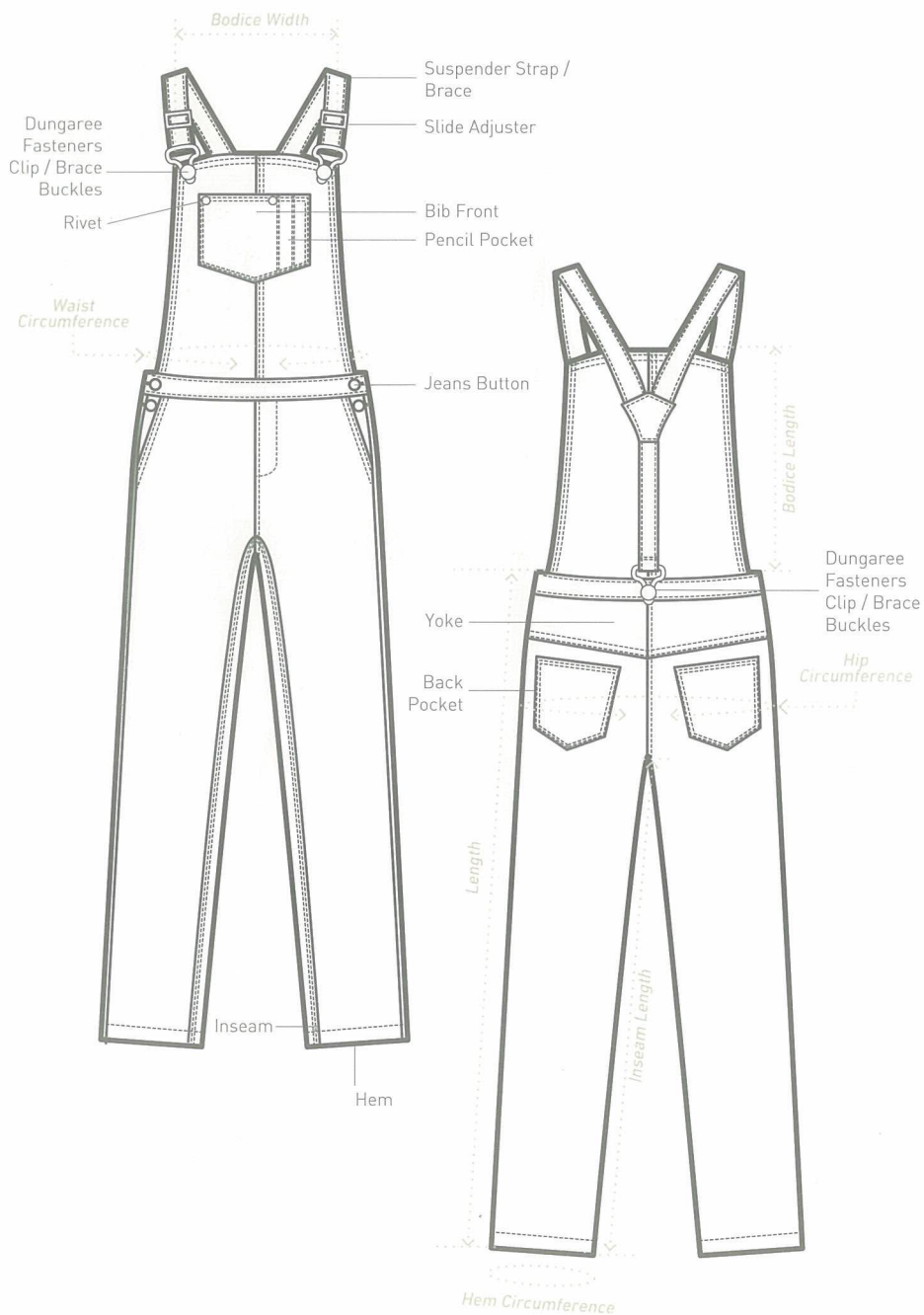
DENIM JACKET DETAILS & MEASUREMENTS



JEANS DETAILS & MEASUREMENTS



DUNGAREES DETAILS & MEASUREMENTS





Standard Denim Jacket



Stormrider Jacket



Sherpa-lined Denim Jacket



Cropped Denim Jacket



Denim Shirt



Denim Bustier



Denim Corset



Denim Skirt



Denim Shorts

Straight Jeans

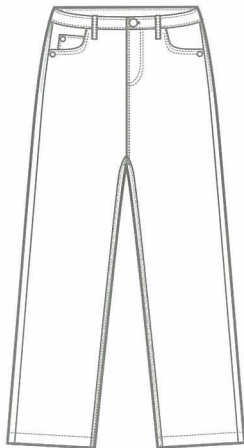
In 1871, Jacob Davis invented blue jeans and jointly patented the design with Levi Strauss in 1873. Levi Strauss & Co. also trademarked the orange thread used for stitching their jeans, which serves as a brand-distinctive feature as well as matching the color of the copper rivets. Originally designed for cowboys and miners in the 1950s, jeans have become a fashion staple nowadays, with approximately 450 million pairs sold every year in the United States alone.




Skinny Jeans




Tapered Jeans



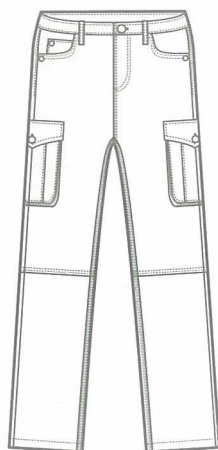
Baggy Jeans




Wide Leg Jeans



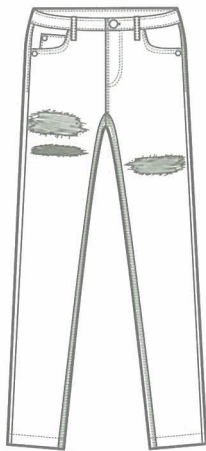
Flared Bottom Jeans



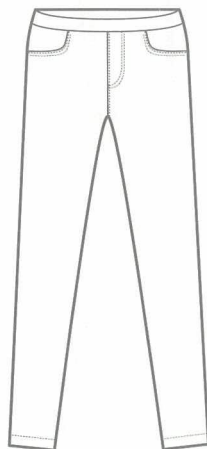
Cargo Jeans



Button Fly Jeans

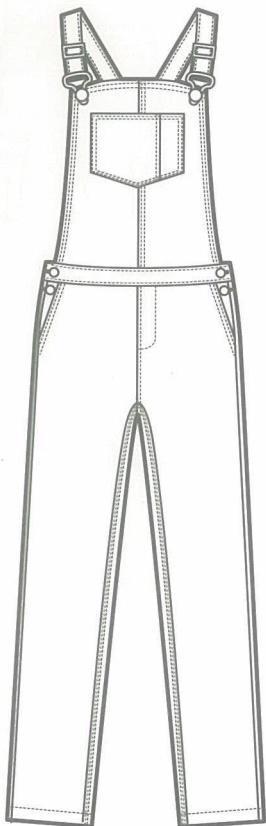


Ripped Jeans

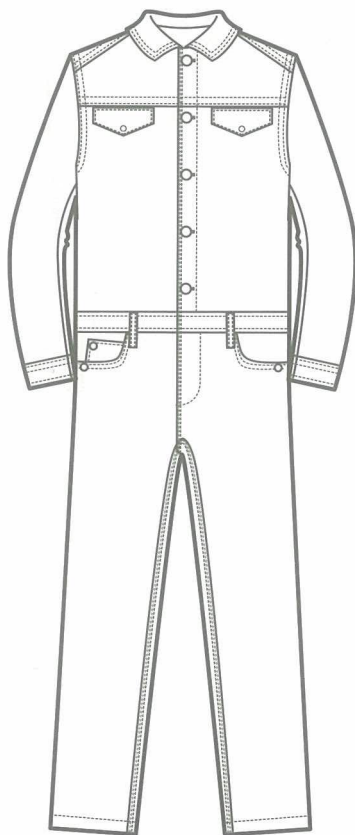


Jeggings

jeggings are usually made of a spandex-blend denim or are a type of leggings made to look like denim jeans with fake pockets and belt fly



Denim Dungarees

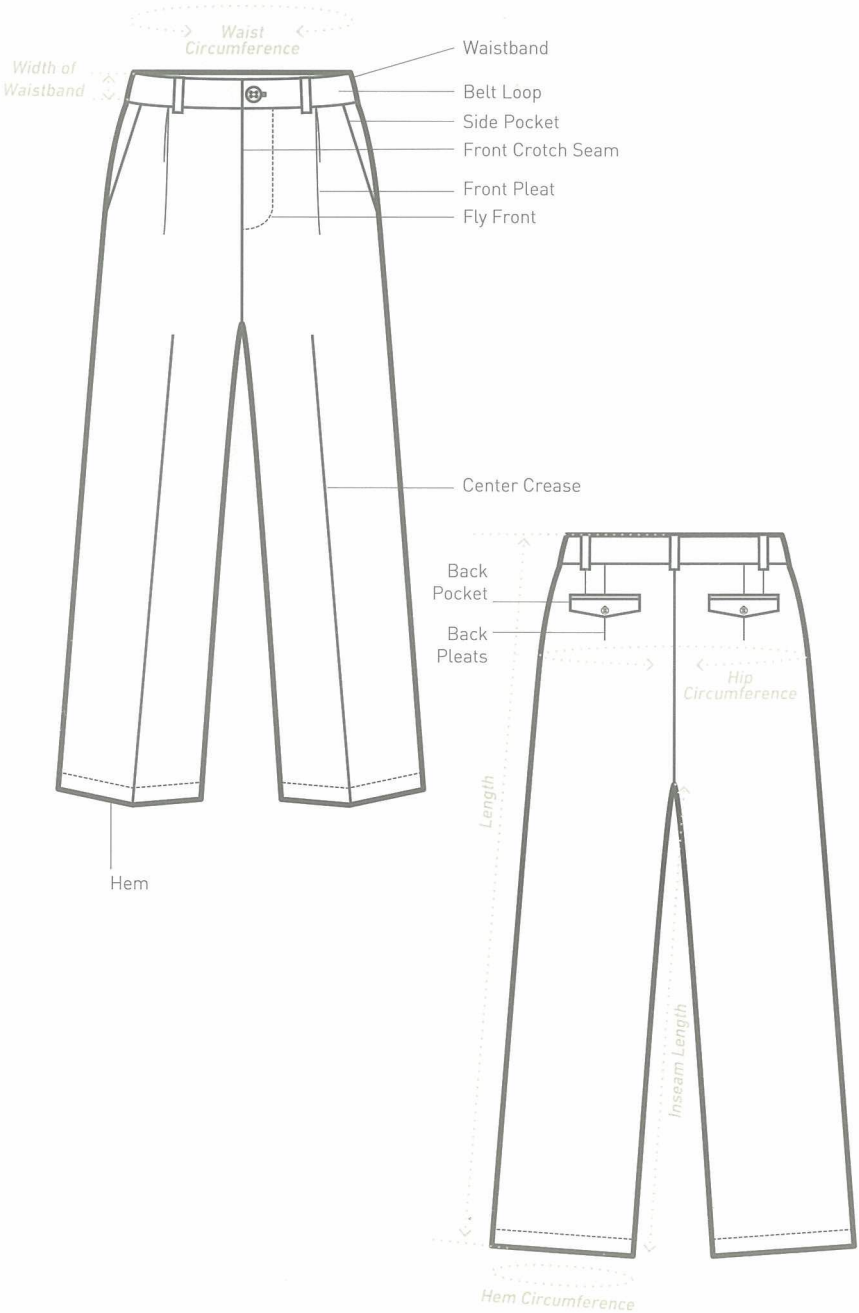


Denim Jumpsuit /
Denim Overalls

2.9 PANTS

Pants (called trousers in British English) are a type of garment which covers the legs separately from the waist to the ankles. The variation in which the pants legs only reach above, below or at knee length is called shorts. In the majority of Western society, pants have existed since ancient times and were worn throughout the Medieval Age, subsequently becoming the most common type of lower-body clothing for men in the modern era. Trousers have been increasingly worn by females since the mid-20th century.

PANTS DETAILS & MEASUREMENTS



TYPES OF PANTS

WAIST LEVELS

Under Bust

High-waisted

Normal Waist / High Rise

Low-waisted / Low Rise

LENGTHS OF PANTS

Micro Length / Hot Pants

Mid-thigh Length / Shorts

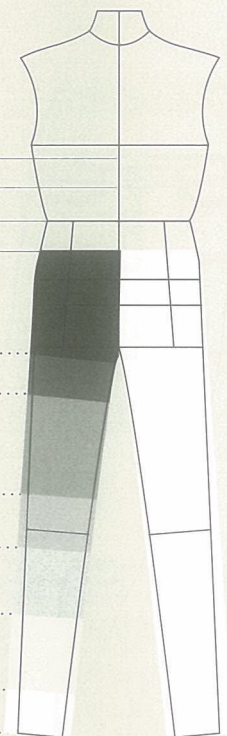
Above-the-knee Length / Bermuda Pants

Below-the-knee Length / Pedal Pusher

Mid-calf Length / Capri Pants

Ankle Length / Cropped Pants

Full Length



SILHOUETTES OF PANTS

(SIDE VIEW)



Straight

Slim Fit

Baggy

Peg Top

Boot Cut

Bell Bottom

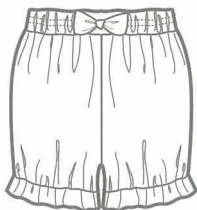
Flare

Wide Leg

WOVEN PANTS



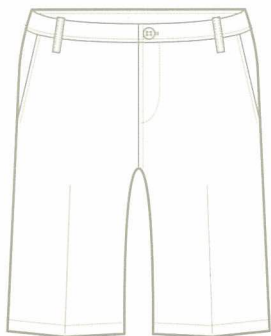
Micro Shorts /
Hot Pants



Bloomers



Tap Pants



Bermuda Shorts / Dress Shorts

Also known as dress shorts or walking shorts, Bermuda shorts are a type of short pants worn by both males and females as part of a semi-casual outfit. The name is derived from the Bermudas, a British Overseas Territory where the shorts became popular and were considered appropriate business attire when made from suiting materials and paired with a dress shirt, tie, blazer and knee-length socks.



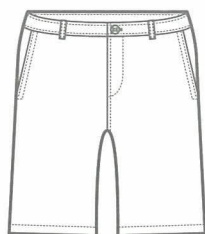
Shorts



Surfboard Pants /
Boardshorts




Cargo Shorts



Preppy Shorts

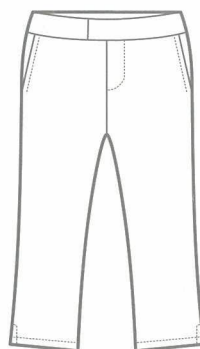


Baggy Bermudas

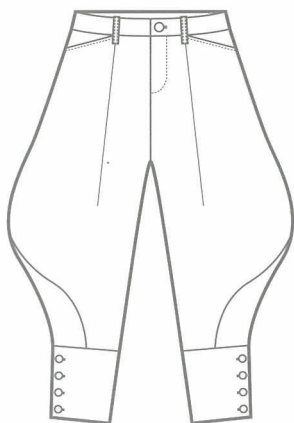


Capri Pants

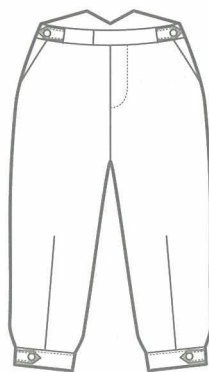
With legs cropped at mid-calf length, Capri pants are a favorite style worn in warm weather. First introduced in 1948 by European fashion designer Sonja de Lennart, Capri pants were named after the Italian Isle of Capri, where they became highly sought after in the late 1950s to early 60s. American actress Grace Kelly helped popularize the style as she was one of the first movie stars to wear them on the island.



Pedal Pusher Pants



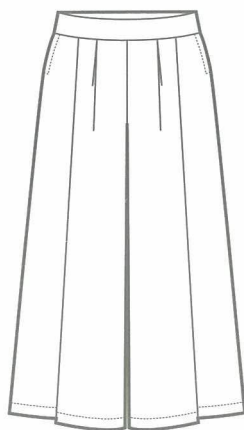
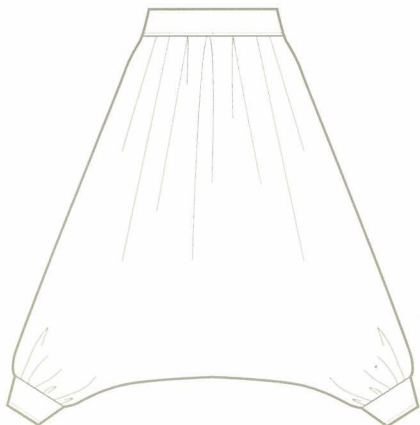
Riding Breeches



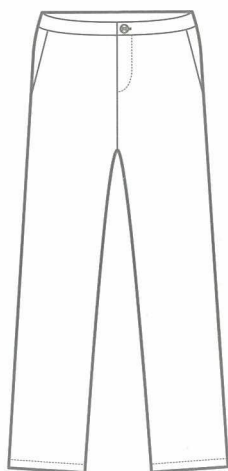
Plus Fours

Sarouel Pants

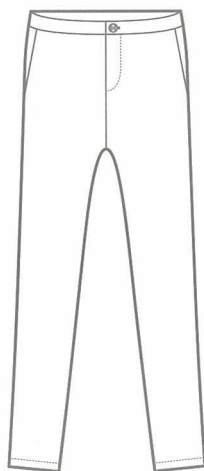
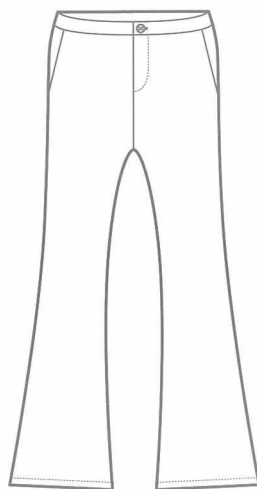
Also known as the sirwals, sarouel pants are worn in Muslim communities and also some places in India. They were originally introduced from Persia to Muslim countries.



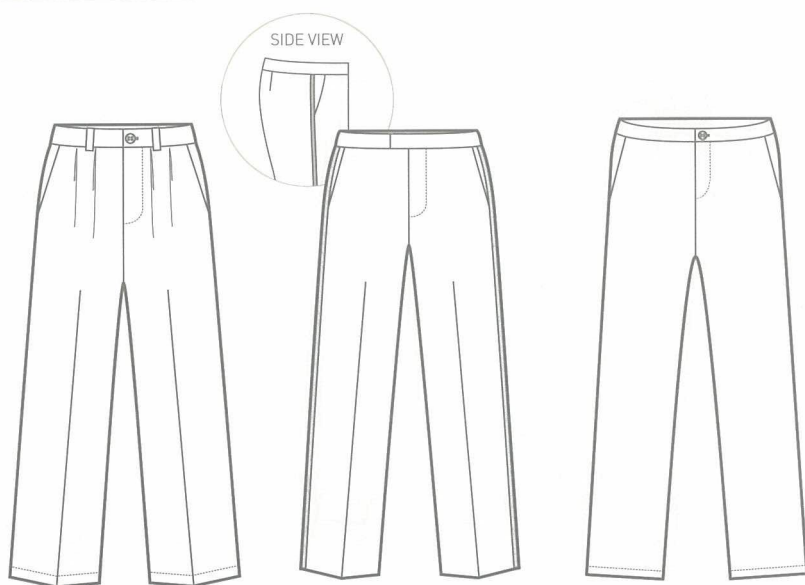
Gaucho Pants



Straight Pants

Slim-fit Pants /
Drainpipe Trousers

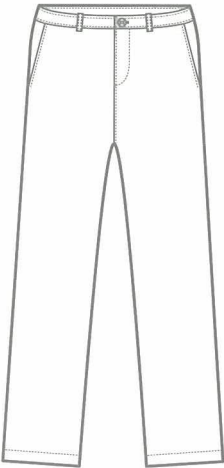
Bell-bottom Pants



Tailored Pants

Tuxedo Pants

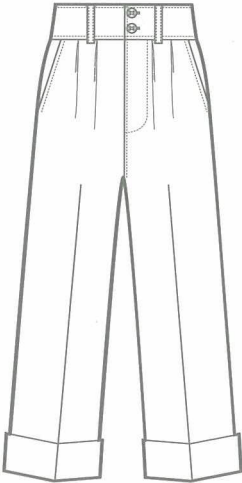
Flat Front Pants



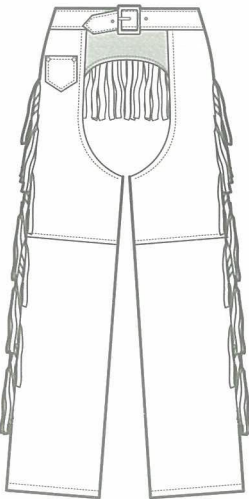
Chinos
made from chino cloth



Jeans



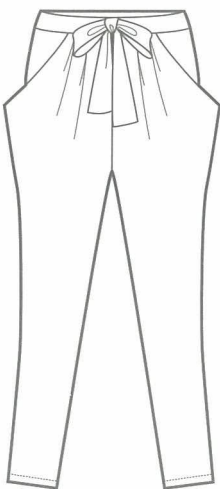
Oxford Bags



Chaps / Cowboy Pants
seperate pants are worn inside



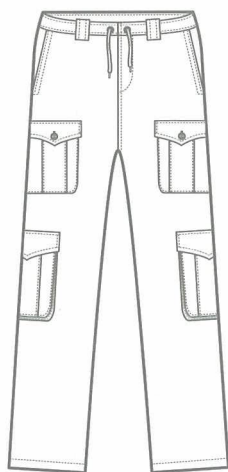

Zouave Pants



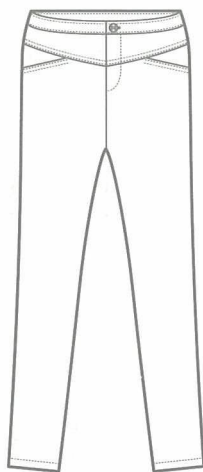
Harem Pants

Palazzo Pants

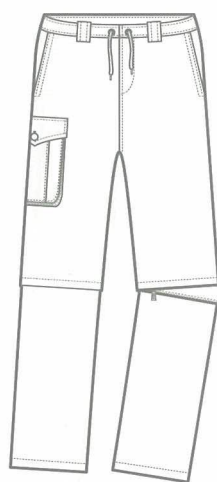
A type of long women's pants cut with loose and dramatically wide legs that flare out from the waist to resemble a skirt, Palazzo pants are usually made from light, flowing and breathable fabrics, making them a popular and flattering choice in hot summer climates.



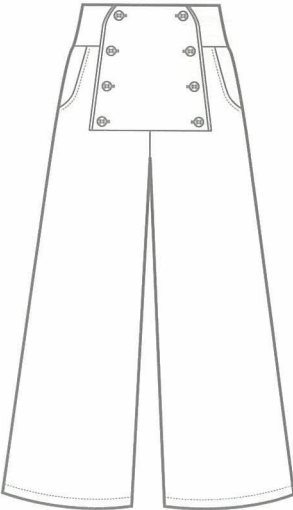
Cargo Pants



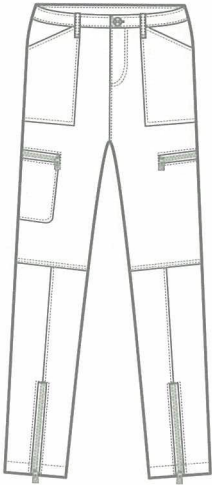
Yoked Pants



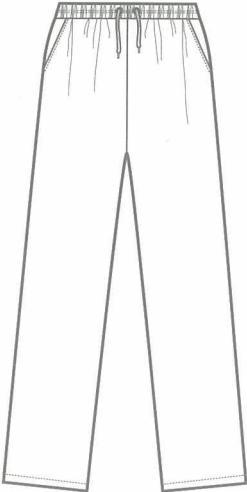
Zip-off Convertible Pants



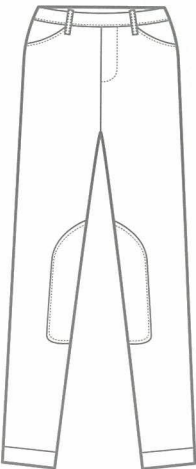
Sailor Pants



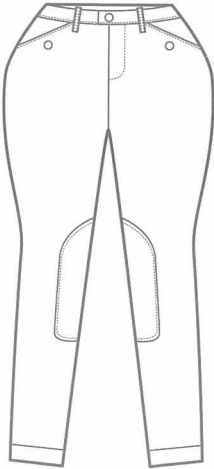
Parachute Pants
made from nylon fabric



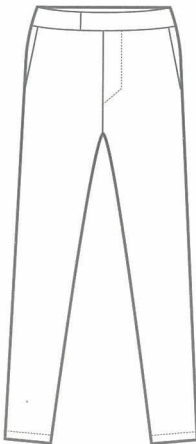
Pajama Pants



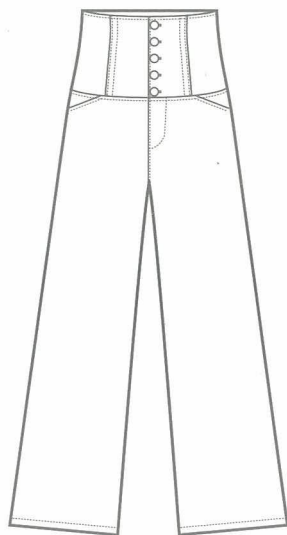
Kentucky Jodhpurs



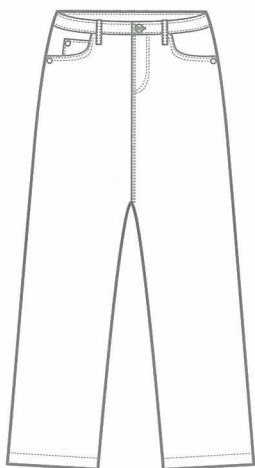
Classic Jodhpurs



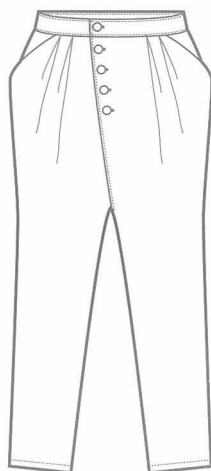
Cigarette Pants



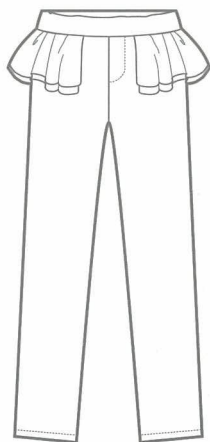
High-waisted Pants



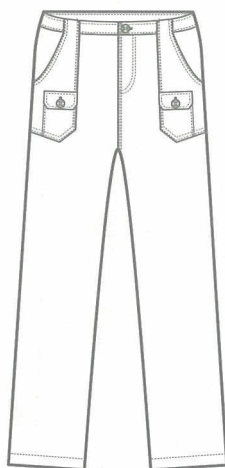
Baggy Pants



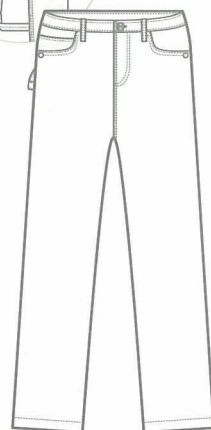
Tapered Baggy Pants




Peplum Pants



Bush Pants



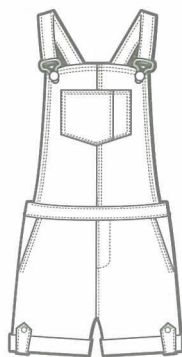
Carpenter Pants



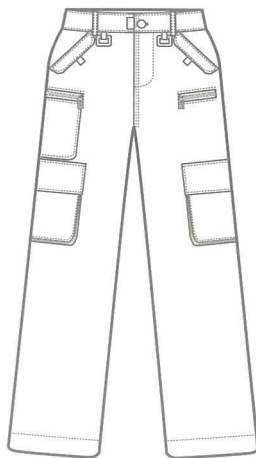
Suspender Pants



Dungarees / Overalls



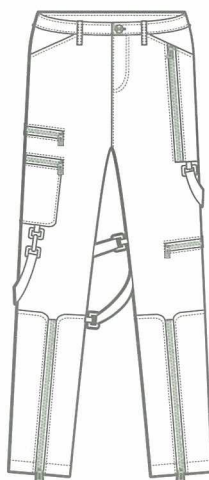
Short Dungarees



Ski Pants

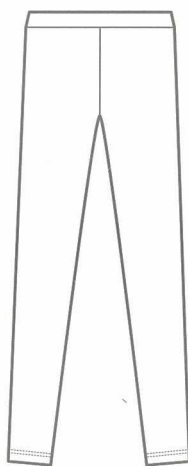


Phat Pants
decorated with UV reflective tape
to add a glowing effect

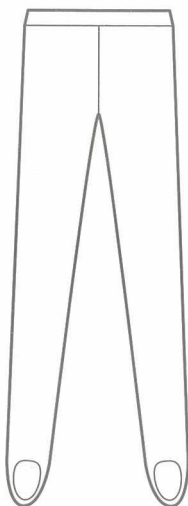


Bondage Pants

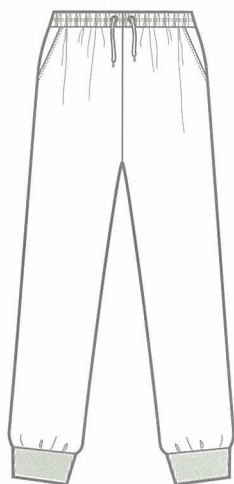
KNIT PANTS



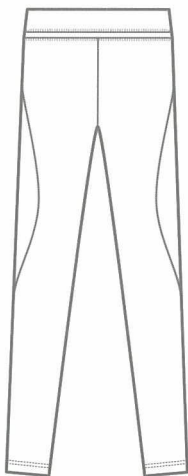
Leggings



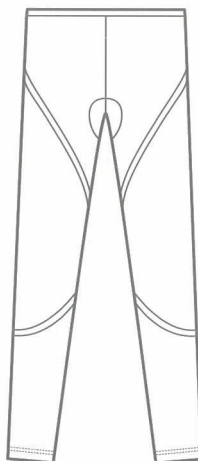
Stirrup Pants



Sweatpants



Yoga Pants

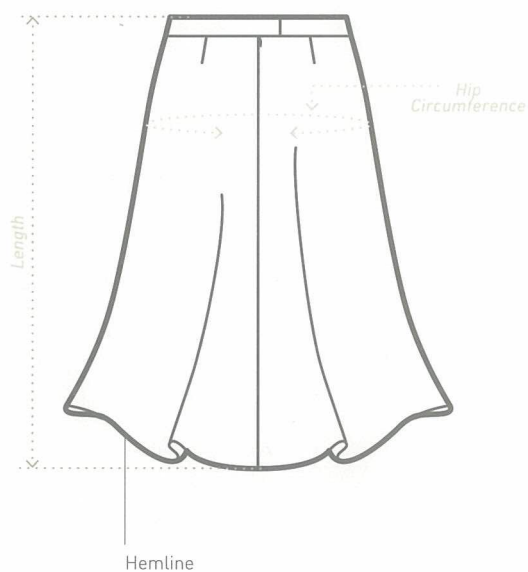


Cycling Pants

2.10 SKIRT

A skirt is generally defined as a tube- or cone-shaped piece of clothing from the waist or hips down, covering all or portions of the legs. The cutting of skirts varies in terms of complexity, with the simplest types consisting of only a single piece of draped fabric, such as pareos. Skirts are usually tailored to fit at the waist or hips and flare towards the hem, creating a full silhouette by inserting darts, pleats, godets or panels. Variations of skirts exist in many different cultures and are worn by both genders, such as sarongs, lungis and kangas worn by women in South and Southeastern Asia, and kilts worn by men in Scotland and Ireland.

SKIRT DETAILS & MEASUREMENTS



LENGTHS AND FULLNESS OF SKIRT

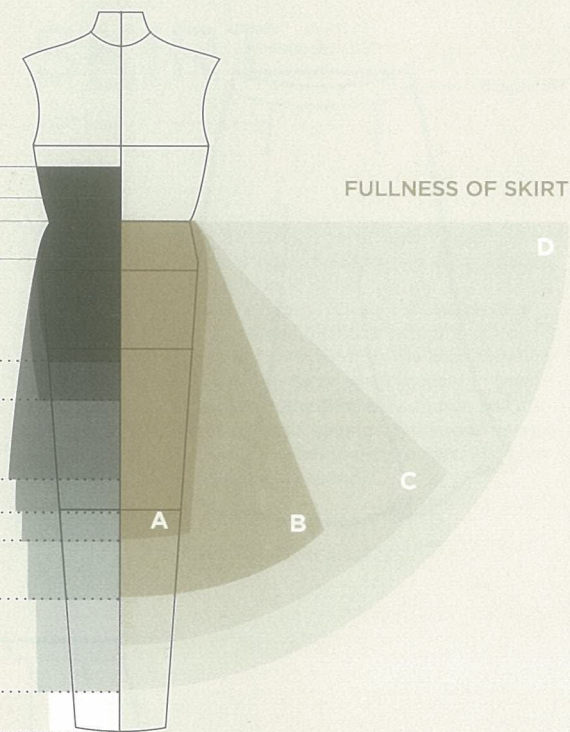
WAIST LEVELS

- Under Bust
- High-waisted
- Normal Waist / High Rise
- Low-waisted / Low Rise

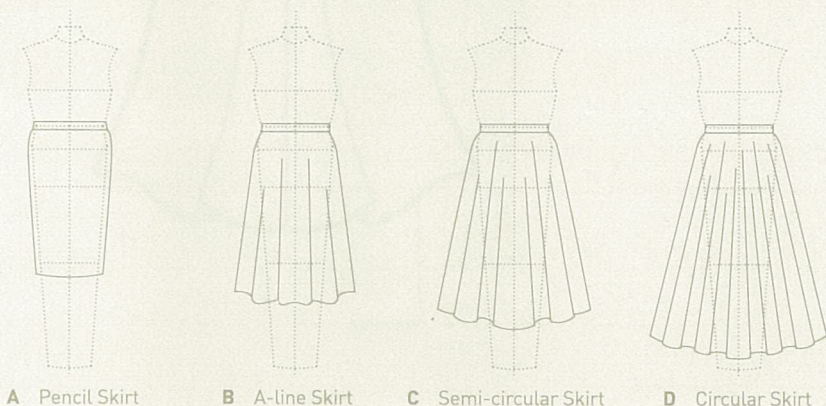
DRESS LENGTHS

- Micro Length
- Mini Length
- Above-the-knee Length
- Knee Length
- Below-the-knee Length
- Midi Length /
Mid-calf Length
- Maxi Length /
Ankle Length
- Floor Length

FULLNESS OF SKIRT

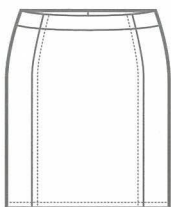


FULLNESS OF SKIRT





Micro Skirt



Leather Skirt



Denim Skirt



Balloon Skirt

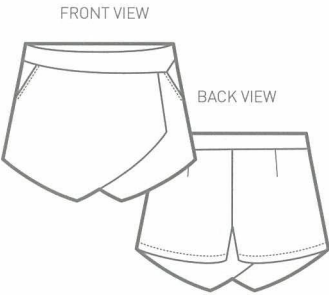


Mini Skirt


Mini skirts are distinguished by their high hemlines, which always hit well above the knees and usually at mid-thigh length. The style peaked in popularity during the Swinging Sixties of London but remains fashionable till today. It is generally acknowledged that André Courrèges and Mary Quant invented the skirt at approximately the same time. Quant thought of the mini skirts as practical and liberating, letting women run freely for the bus.



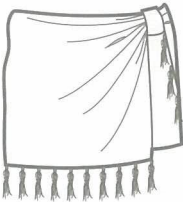
Culotte Short Skirt



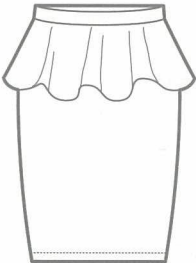
Skort



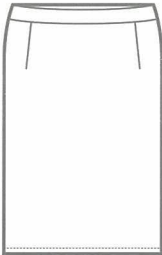
Rah-rah Skirt




Sarong Skirt /
Pareo Skirt



Peplum Skirt



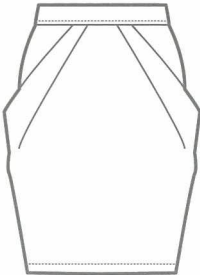
Sheath Skirt



Pencil Skirt /
Tapered Skirt



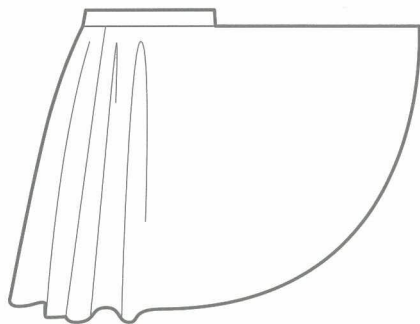
Dirndl Skirt



Peg-top Skirt

A-line Skirt


The term 'A-line skirt' was first introduced by French couturier Christian Dior as the label of one of his three collections for Spring/Summer 1955. Fitted at the hips, usually with seams and/or darts, and widening towards the hem, an A-line skirt is defined by a silhouette that resembles the shape of the capital letter A. It is free from visible ease-enhancing features such as pleats, vents or slits to maintain a clean and streamlined structure.




Circular Skirt



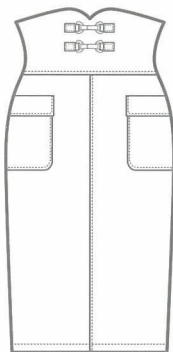
Flared Skirt / Skater Skirt



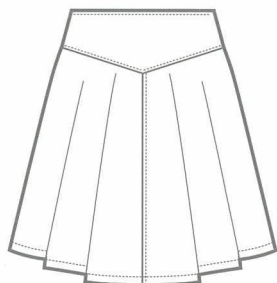
Full Skirt



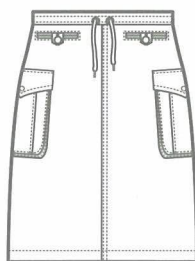
Tutu Skirt



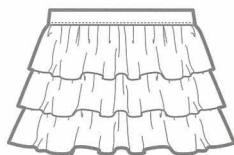
High-waisted Skirt




Yoke Skirt




Cargo Skirt



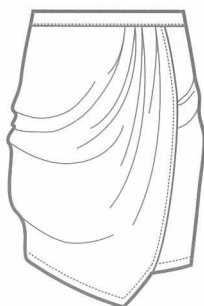
Ruffle Skirt



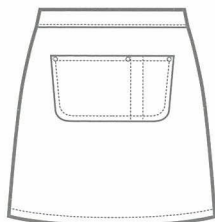
Button-down Skirt



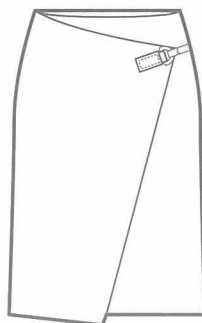
Bell Skirt



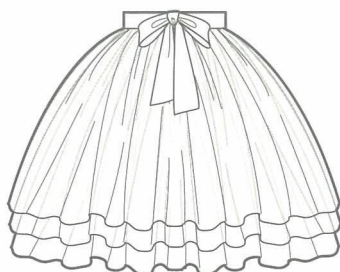
Draped Skirt



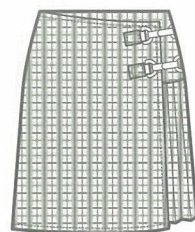
Apron Skirt



Wrap Skirt



Mini Crinoline Skirt



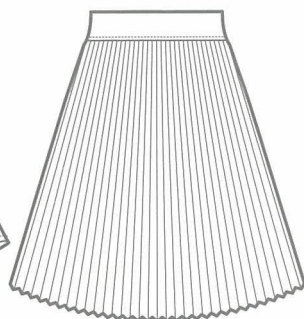
Kilt



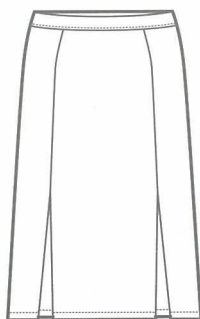
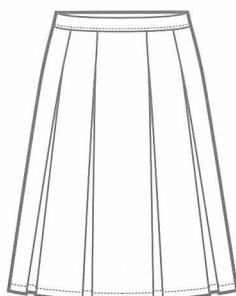
Ballerina Skirt




Handkerchief Skirt

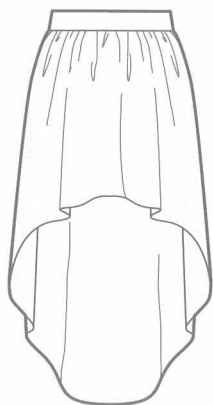


Sunray Pleat Skirt

Kick Pleat Skirt /
Inverted Pleat Skirt

Box Pleat Skirt

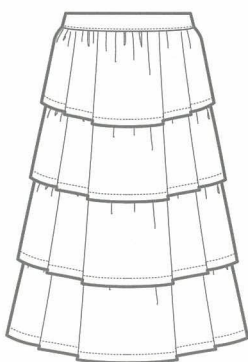
Side Pleat Skirt /
Knife Pleat Skirt



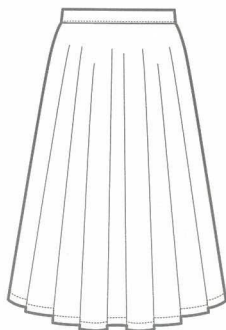
High-low Skirt



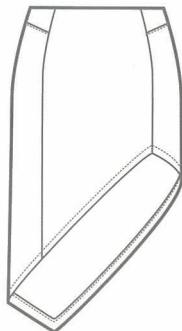
Cascade Skirt



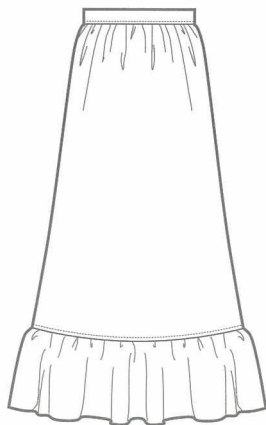
Tiered Skirt



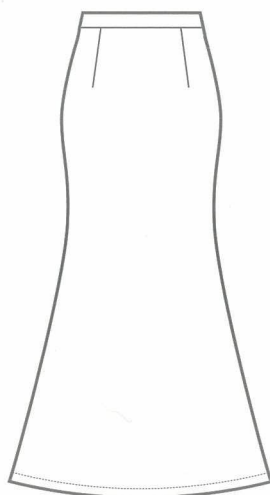
Midi Skirt



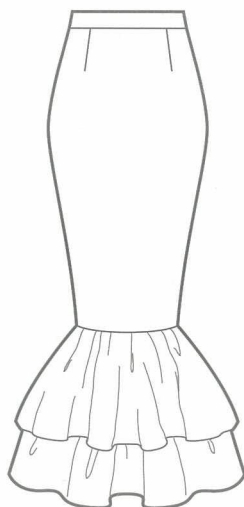

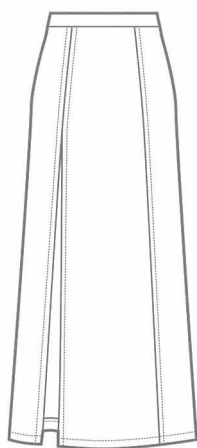
Asymmetric Skirt




Prairie Skirt



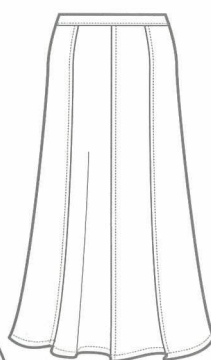
Trumpet Skirt

Mermaid Skirt /
Fishtail SkirtHobble Skirt /
Wiggle Skirt

Slit Skirt



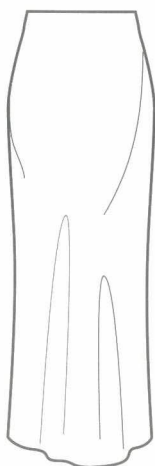

Gypsy Skirt



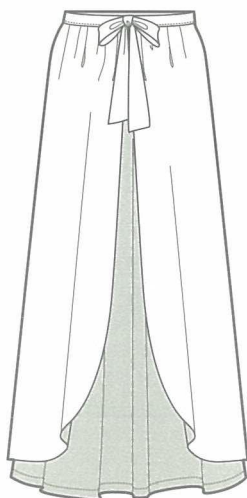
Eight-gore Skirt

Petticoat Skirt for Gown

A petticoat generally refers to any separate skirt or skirt-like undergarment worn with a gown, bedgown, bodice or jacket, with the purpose of keeping warm or giving the outer skirt or dress the defined shape desired. Owing to modern-day trends for extravagant weddings and elaborate bridalwear, petticoats are now commonly worn to support the full-skirted silhouette of wedding gowns and to retain their intended shapes.

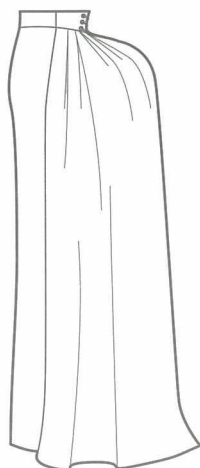


Bias Cut Skirt

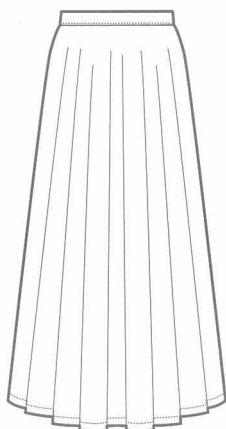


Over Skirt


SIDE VIEW



Bustle Skirt



Maxi Skirt

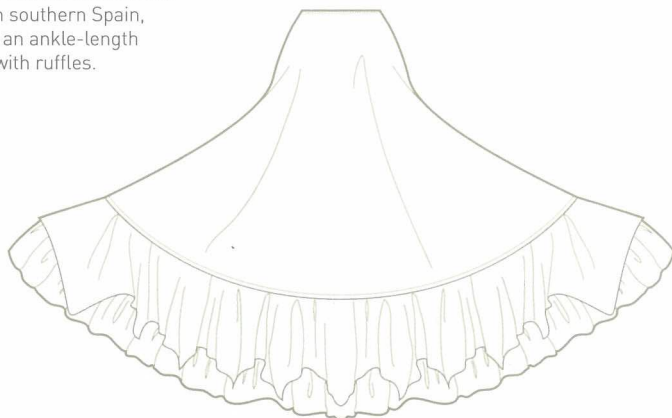


Poodle Skirt

Grass Skirt /
Hula Skirt

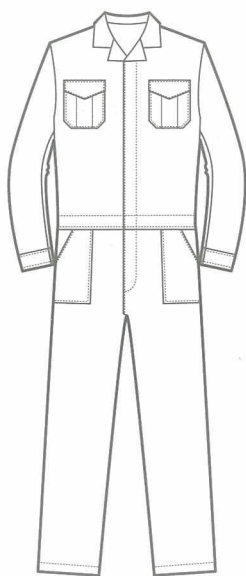
Flamenco Skirt

Part of the costume known as 'traje de flamenca' (flamenco outfit) worn by female performers of the Flamenco, a type of Spanish folk music and dance from the Andalusia region in southern Spain, a flamenco skirt is an ankle-length skirt embellished with ruffles.

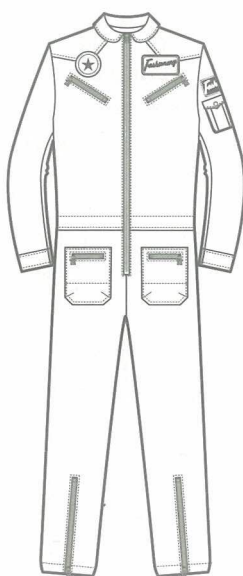


2.11 JUMPSUIT AND OVERALLS

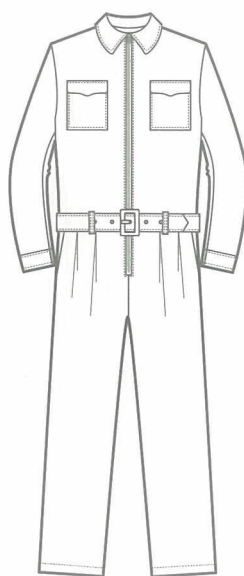
Originally referring to the functional one-piece clothing worn by skydivers and parachuters, the term 'jumpsuit' has nowadays become broadly adapted to describe any all-in-one garment with a conjoined bodice and pants, with or without sleeves.



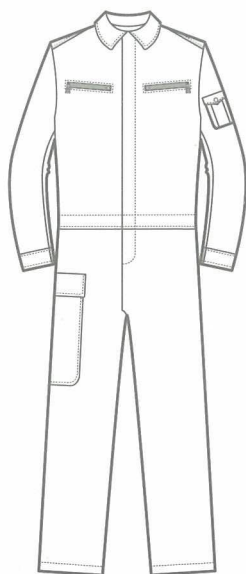
Workers Jumpsuit



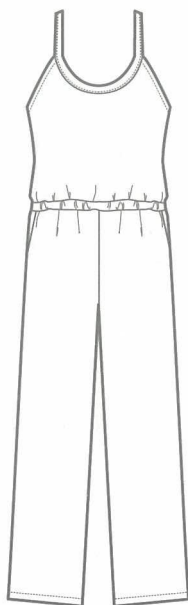
Aviator Jumpsuit



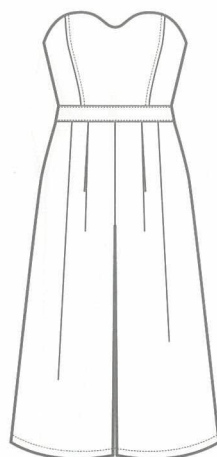
Siren Suit



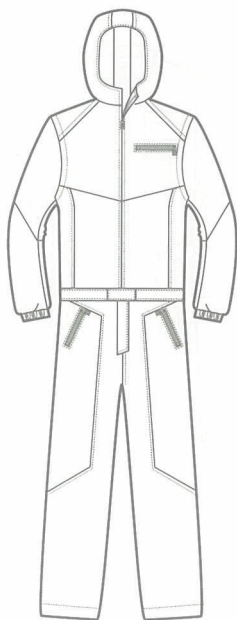
Boilersuit / Coveralls



Camisole Jumpsuit



Culotte Jumpsuit



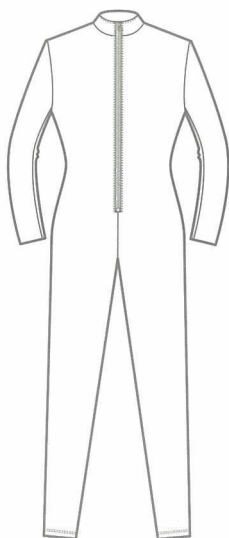
Ski Jumpsuit



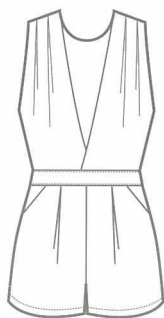
Onesie



Dungarees / Overalls



Catsuit



Playsuit / Rompers

2.12 SUIT

A standardized set of garments comprising multiple components (jacket, trousers and vest) made of the same fabric and designed to be worn together and 'follow' each other, suits derive their name from the French word *suite*, which means 'following', and from a Late Latin derivative of the Latin verb *sequor*, meaning 'I follow'. Brooks Brothers is generally acknowledged for creating the first 'ready-to-wear' suit, which could be purchased already manufactured and sized, and ready for tailoring. Haggar Company pioneered the concept of suit separates in the USA, introducing the idea of individually sold jackets and pants which remains popular on the market today.

SUIT CLASSIFICATION

A suit is a set of garments made from the same fabric. There are four main types of suits:


- / Two-piece Suit
- / Three-piece Suit
- / Single-breasted Suit
- / Double-breasted Suit

Suits are commonly sold in four ways nowadays:

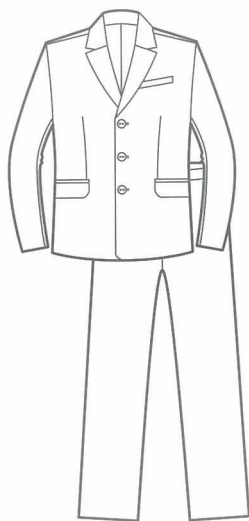
- | | |
|--|---|
| / Bespoke
custom-made by the tailor from a pattern created from the customer's measurements | / Ready-to-wear
produced in standard sizes |
| / Made-to-measure
a pre-made pattern is modified to fit the customer | / Suit Separates
jacket and pants are sold separately to allow the customer to choose the size that is best for them |

Three-piece Suit

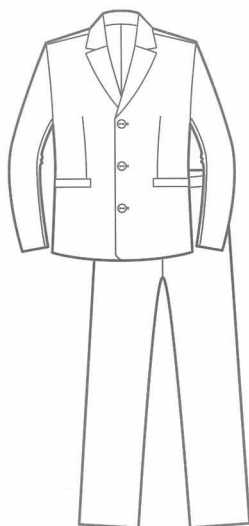
A modern spin on the classic men's suit, a three-piece suit includes a vest in addition to the jacket and trousers. Also known as a 'vested suit', the three-piece suit is in fact more traditional than its more common two-piece counterpart, as it was the established standard prior to the 1960s. With three components, the vested suit greatly enhances versatility and wearability, as it allows the wearer the flexibility of either wearing all three pieces together or just two pieces, such as the jacket and trousers without the vest, or alternatively only the trousers with the vest while indoors.




SUITS FOR MEN



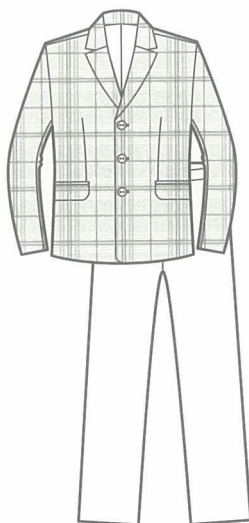
Two-piece Suit




Single-breasted Suit



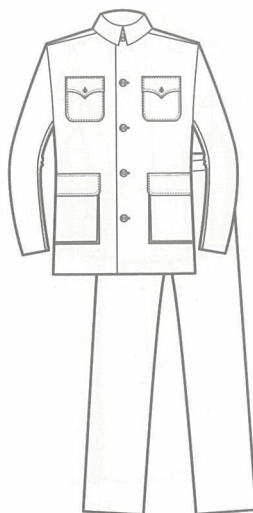
Double-breasted Suit



Separates

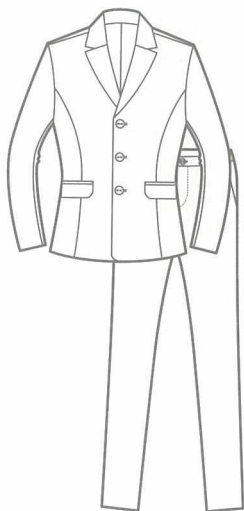


Cardigan Suit



Mao Suit / Tunic Suit


SUITS FOR WOMEN



Pant Suit



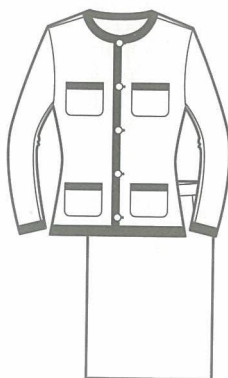
Skirt Suit



Bolero Suit



Culotte Suit



Chanel-style Suit

2.13 SLEEPWEAR AND NIGHTWEAR

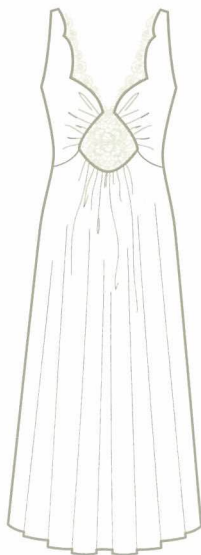
Nightwear is a type of garment intended to be worn for sleeping, the style of which may vary depending on the season. Warmer styles may be worn in colder months and vice versa.



Slip Dress

Nightgown

Also called a nightie or nightdress, a nightgown is a loose-fitting item of nightwear, worn almost only by women nowadays. It can be made of cotton, silk or nylon, sometimes embellished with lace appliqué or embroidery at the bodice and hem.



Babydoll

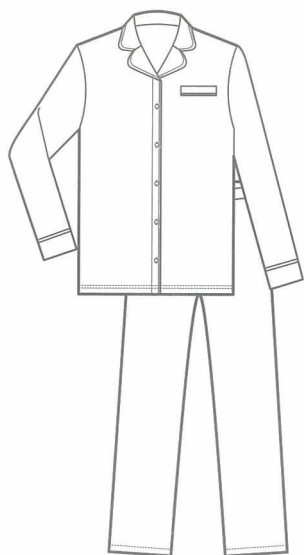


Negligee

made of soft and sheer fabric



Nightshirt



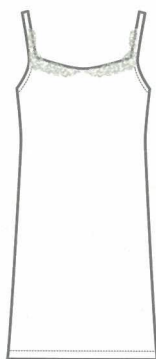
Pajama Set

Dressing Gown /
Bathrobe

Onesie



Kimono Nightwear



Chemise

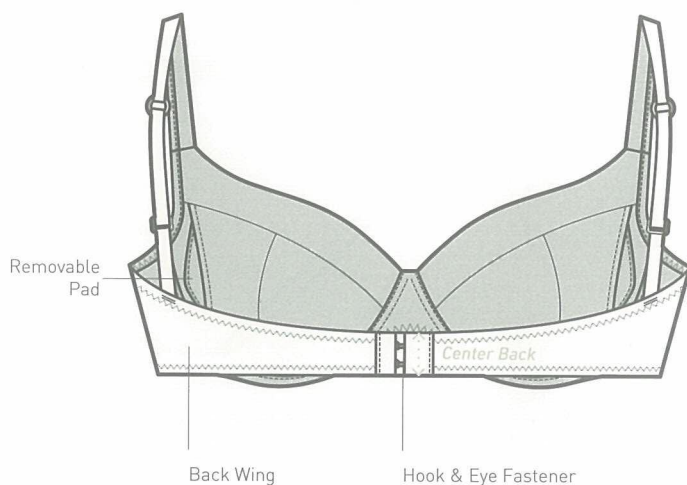
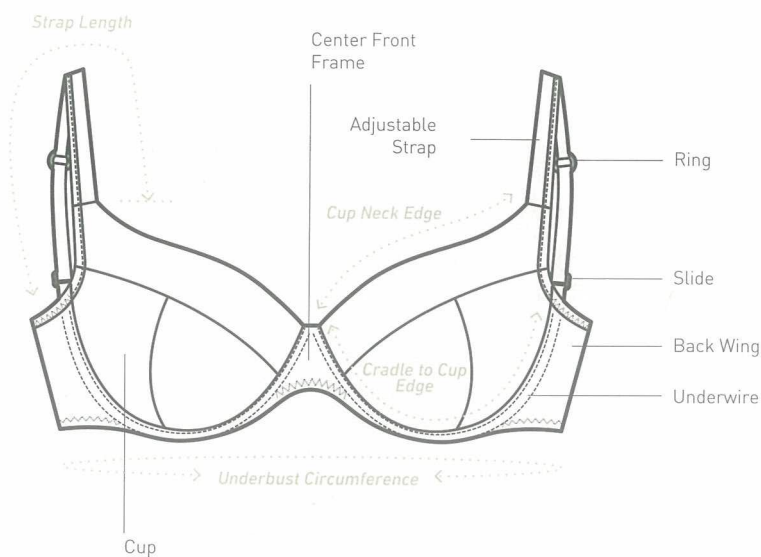


Camisole Pajama Set

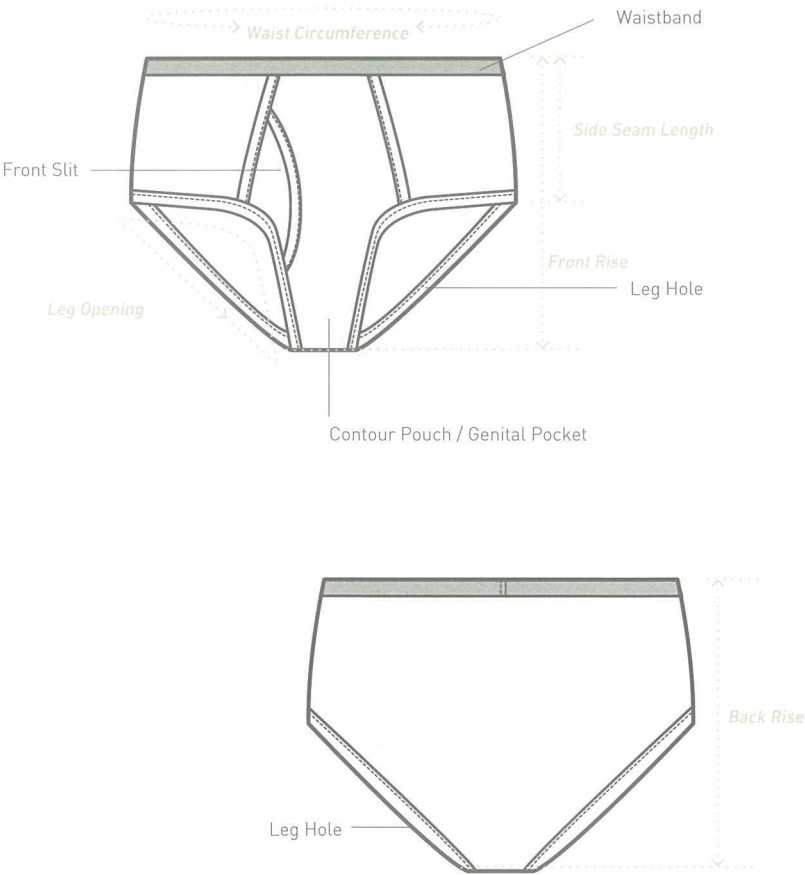
2.14 UNDERWEAR

Worn beneath outer clothing and usually directly touching the skin, underwear includes both upper and lower body garments and may consist of one or more layers. A main purpose of underwear is to keep outer garments from direct contact with the body, hence preventing them from being damaged and soiled by bodily substances, as well as lessening their abrasion and friction against the skin. It also helps shape, conceal and support parts of the body.

BRASSIERE DETAILS & MEASUREMENTS



MEN'S BRIEF DETAILS & MEASUREMENTS




EVOLUTION OF BRAS / BRASSIERES

Designed to push the breasts upward, corsets dominated the undergarment trend amongst wealthier women in the Western world starting from the 16th century. During the late 19th century, clothing designers started experimenting with ways to modernize corsets, such as segmenting them into various parts: girdle-like devices for restricting the abdomen, and breast-suspenders supported by the shoulder.

The first modern brassiere was patented in 1889 by German inventor Christine Hardt. In 1912, the first brassiere specifically developed for mass production was introduced by Sigmund Lindauer, who came from a family of corset makers from Stuttgart-Bad Cannstatt, Germany. Lindauer subsequently patented his design in 1913, and it was put into mass production by Mechanische Trikotweberei Ludwig Maier und Cie. in Germany. In 1914, Mary Phelps Jacob was granted a patent in the United States for her 'backless brassiere', the first brassiere design that has been recognized as the foundation of modern-day bras.

Due to the shortage of metal during World War I, corsets were gradually replaced by brassieres, which were worn by most fashion-conscious women in Europe and North America by the time the war ended. The brassiere trend subsequently spread to the rest of the world and became widely adopted by women in Latin America, Asia and Africa.



BRAS

Balconette

First introduced in about 1938 in the United States and becoming mainstream in the 1950s, the balconette bra is designed to lift the breasts and enhance their appearance with its balcony-like shape, from which it got its name 'balconette', literally meaning 'little balcony'. A balconette cup always cut horizontally just above the bust line.



Full Support Bra



Full Cup Bra



Plunge Bra



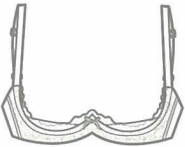
Soft Cup Bra



Padded Bra /
Push-up Bra



Contour Bra /
Molded Cup Bra



Shelf Bra /
Open Cup Bra



Underwire Bra



Front Closure Bra



Demi Cup Bra / Half Cup Bra

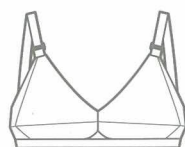
Demi cup bras cover half to three quarters of the breasts and can uplift the breasts as well as create cleavage. The industry generally cuts a demi cup to 1" above the nipple point.



Longline Bra



Maternity Bra



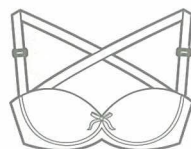
Bullet Bra



Strapless Bra



Racerback Bra



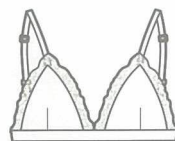
Convertible Bra



Backless Bra



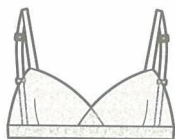
Posture Bra




Triangle Bra



Sheer Bra



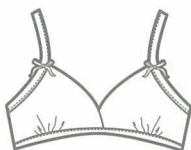
Bralette



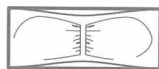
Peephole Bra



Sleep Bra



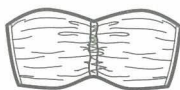
Training Bra



Tube Bra



Athletic Bra /
Sports Bra



Bandeau



Adhesive Bra /
Nude Bra

PANTIES / KNICKERS



Classic Briefs



High-cut Briefs



Boyleg Briefs /
Boyshorts / Girl Boxers

PANTIES / KNICKERS (CONT'D)



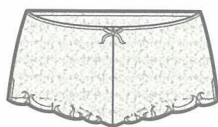
Control Briefs

BACK VIEW



G-string

First seen in Earl Carroll's theater productions during the Jazz Age, the G-string was part of the costumes worn by showgirls. The letter 'G' is believed to stand for 'groin' as deemed by linguist Robert Hendrickson. It may be worn as underwear instead of panties to avoid showing a visible panty line.



French Knickers



Hipsters



Bikinis



String Bikinis



Tangas

BACK VIEW



Cheeky Thongs

BACK VIEW



3/4 VIEW



C-string

BACK VIEW



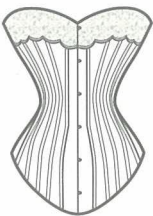
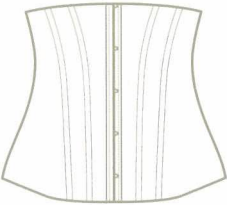
V-string

BACK VIEW



T-back

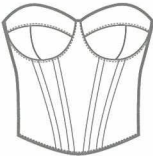
CORSETRY



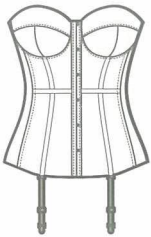
Hourglass Corset

Waist Cincher

Boned and back-laced, a waist cincher is a type of belt intended to make the wearer's waist physically smaller or to create the impression of such. It was first made popular around 1947, when Christian Dior introduced it with the brand's iconic style the 'New Look'. Only around 6 to 7 inches, it differs from a historical Victorian corset mainly with its narrower length.



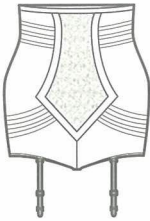
Bustier



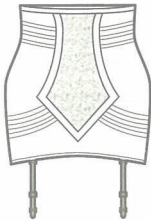
Torsolette / Basque



Corselet / Corselette / Merry Widow



Panty Girdle

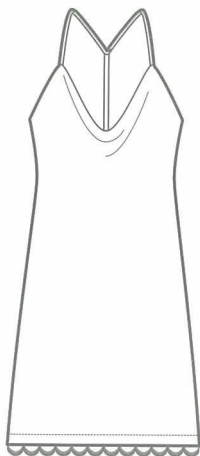


Open Bottom Girdle

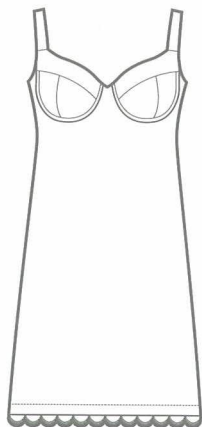


Pointed Cincher

SLIPS




Slip Dress



Bra Slip



Teddy



Teddiette



Chemise

Meaning 'shirt' in French, chemises were traditionally worn as smock shirts by both men and women. Nowadays, they generally mean sleeveless, loose-fitting undergarments or lingerie that are not cinched at the waist.

OTHER WOMEN'S UNDERWEAR



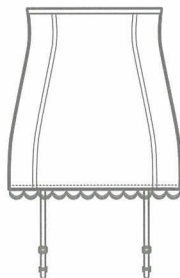
Bodysuit



Garter Briefs



Suspender Belt /
Garter Belt

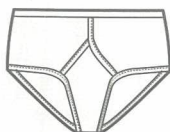


High-waisted Garter Skirt

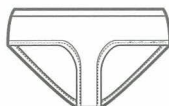


Garter

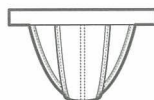
MEN'S UNDERPANTS



Y-front Briefs



Narrow Front Briefs



Tanga



Jock Strap

BACK VIEW




Thong



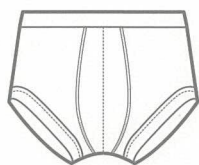
Unilateral Thong

MEN'S UNDERPANTS (CONT'D)




Boxer Briefs

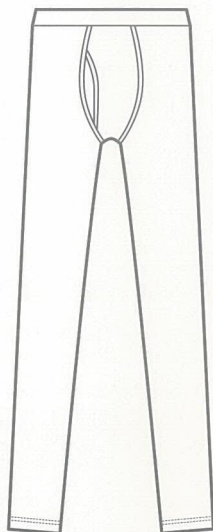
A newer, hybrid form of men's undergarment, boxer briefs are cut with longer legs like boxer shorts, but offer a tighter fit like briefs. They were first introduced by John Varvatos, head of menswear design at Calvin Klein in 1990.



Trunks



Boxer Shorts



Long Johns

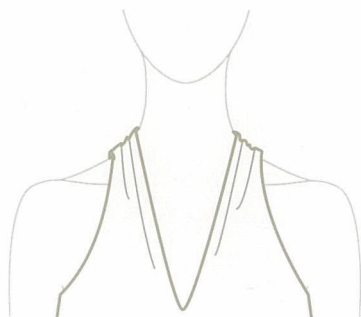
THE DETAIL IS AS
IMPORTANT AS
THE ESSENTIAL
IS. WHEN IT IS
INADEQUATE, IT
DESTROYS THE
WHOLE OUTFIT.

/ CHRISTIAN DIOR

3.1 NECKLINE

Halterneck

A halterneck garment features a single strap or material which runs around the wearer's neck. One of the most famous dresses in history is the white halterneck dress worn by Marilyn Monroe in the 1955 movie, *The Seven Year Itch*.



Round



V-neckline



Oval



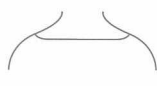
U-neckline



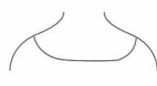
Horseshoe



Sweetheart



Boat / Bateau



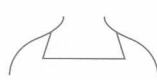
Scoop



Square



Plunge



Trapeze



V-shaped Crew



Asymmetric



High / Bottle



Turtleneck



Diamond



Keyhole



Heart-shaped



Scalloped



Petal



Ballerina



Wrapped



Surplice



Strapless



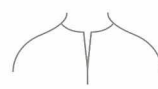
Florentine



Notched



Slashed



Suit



Off-the-shoulder



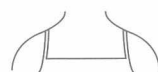
Funnel



Zigzag



One-shoulder



Camisole



Crew



Henley



Gathered



Tucked



Cowl



Halterneck




Drawstring

3.2 COLLAR

Peter Pan Collar

The Peter Pan collar is named after the costume of Maude Adam who starred as Peter Pan in the 1905 play, Peter and Wendy. It has been mainly associated with children's wear since the 1920s.



Regular



Spread

Pointed /
Barrymore

Long Button-down



Short Button-down



Tab



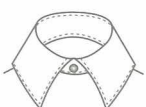
Full Cutaway



Mitered



Round



Eton



Edwardian



Wing



Narrow



Imperial



Stand-away



Banded / Stand



Mandarin



Clerical



Flat



Open



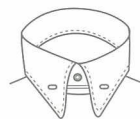
Peter Pan



Low



Horseshoe



Pinned



Puritan



Asymmetric



Notched



Chelsea



Shawl



Double



Sailor / Middy



Loop



Flat Knit / Polo



Johnny



Pussy Bow



Poet



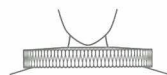
Jabot



Medici



Pierrot



Ruff Collar

3.3 LAPEL

Notched Lapel

A lapel which is sewn to the collar at an angle and creates a stepped effect is called a notched lapel. Notched lapels are always found on single-breasted suit jackets.



Notched



Semi-notched



Fish Mouth



Peaked / Pointed



Semi-peaked



Round Collar Peak



Round Peak



Clover



Half Clover



Shawl



Notched Shawl



Tab



Framed



open



Balmacaan



Ulster



Chesterfield



Napoleon



L-shaped



T-shaped

3.4 SLEEVE

Bouffant Sleeve

A bouffant sleeve is a larger and fuller version of the puff sleeve. It is usually gathered at the cuff and the shoulder.



Set-in



Raglan



Semi-raglan



Epaulet



Yoke



Cap



Tulip



Tucked



Flare



Angel



Puff



Dropped Puff



Balloon



Gigot / Leg o' Mutton



Bishop



Lantern



Butterfly



Tiered



Handkerchief



Short Bell



Bell / Trumpet



Cornet



Funnel



Cold Shoulder



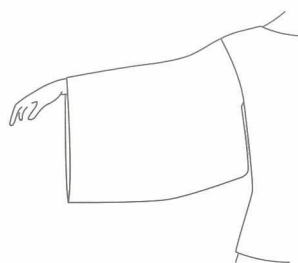
Two-piece Sleeve



Slashed



Crescent

Traditional Kimono
Sleeve

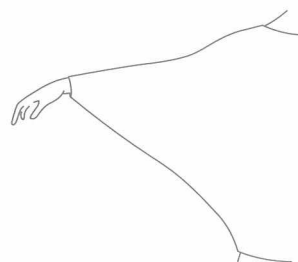
Pagoda



Paned



Virago



Batwing



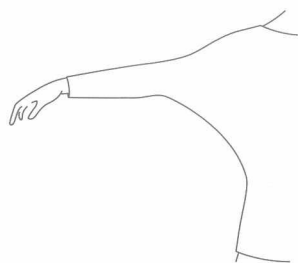
Poet



Juliet



Hanging

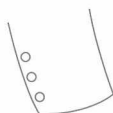
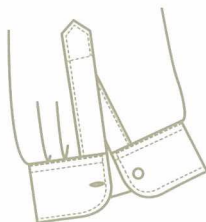


Dolman

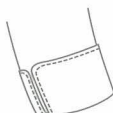
3.5 CUFF

Cuff

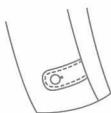
The extra layer of fabric which is attached to the end of a sleeve is called a cuff. It is always divided along one edge, allowing enough room for the hand to pass through, and fitting around the wrist after fastening, usually with one or more buttons.



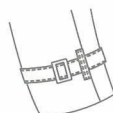
Plain



Turn-up



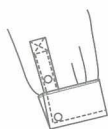
Tab



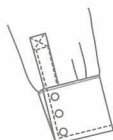
Strapped



Shirred



Placket



Triple Button



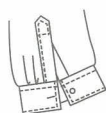
Wing



Long Buttoned



Frilled



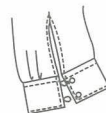
Square



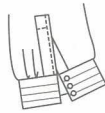
Rounded



Folded Back



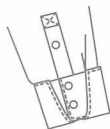
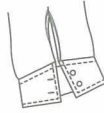
Loop Closure



Pleated



Edge Trim


Portofino /
James Bond


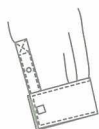
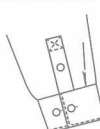
Western



Banded



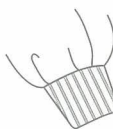
Piped


French
for cufflinks


Convertible



Fringed




Knit


3.6 OPENING

Opening

It can be dated back to over a century ago when the buttons on men's and women's clothing were on different sides. It is believed that men always dressed themselves, so having buttons on the right hand side would be suitable for most men (who are right-handed). Women who could afford fancy clothing with buttons would rely on maids to help them get dressed. Maids would prefer to have buttons on their own right hand side (which is on the left side of the clothing).




Men's Jacket
Opening



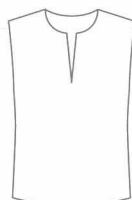
Women's Jacket
Opening



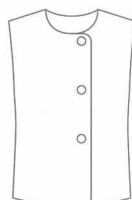
Single-breasted



Double-breasted



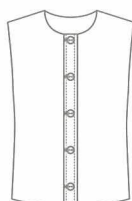
Slashed



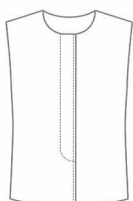
Button



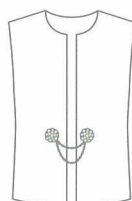
Zipper /
Slide Fastener



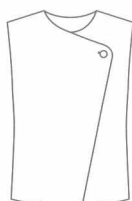
Placket



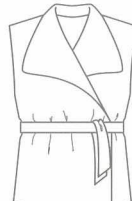
Fly Front



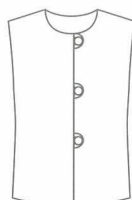
Chained



Asymmetric



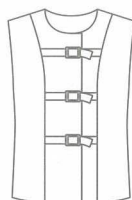
Wrap



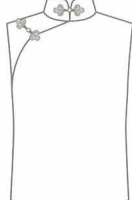
Button & Loop



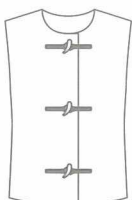
Lacing



Buckle



Chinese Button



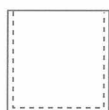
Toggle

3.7 POCKET

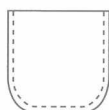
POCKET TYPES



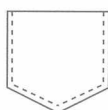
Patch



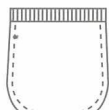
Top-stitched
Square Patch



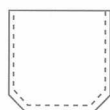
Rounded



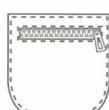
Angled



Rib Top



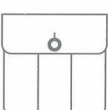
U-line



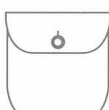
Patch Pocket
with Zipper



Inverted Pleated



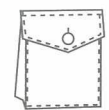
Box Pleated



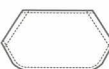
Patch Pocket
with Flap



Basic Flap



Bellows / Cargo



Kangaroo Pouch



Pencil Pocket



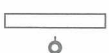
Welt / Besom



Barchetta Curved
Welt



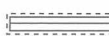
Top-stitched Welt



Welt Pocket with
Button



Jetted



Top-stitched
Jetted



Reinforced
Western Jetted



Reinforced
Jetted



Jetted Pocket
with Zipper

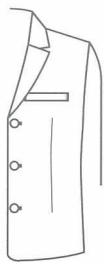


Jetted Pocket
with Tab

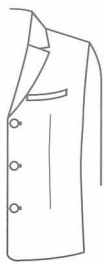
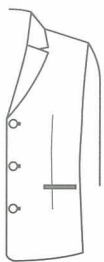


Jetted Pocket
with Flap

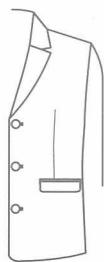
POCKETS ON JACKETS



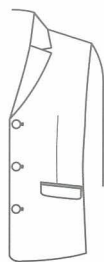
Welt

Barchetta Curved
Welt

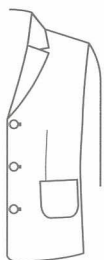
Jetted



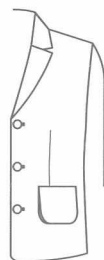
Jetted with Flap



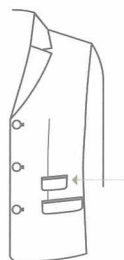
Slanted Flap



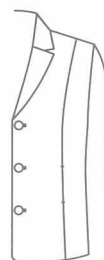
Patch



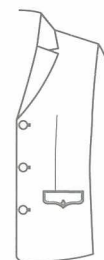
Bellows



Ticket Pocket



Seam



Western Flap

POCKETS ON PANTS



Slant / Slashed



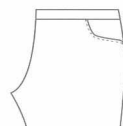
Curved



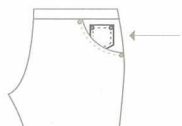
Seam / Vertical



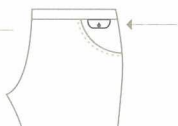
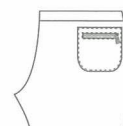
L-shaped



Frogmouth



Coin Pocket

Zippered Coin
PocketFlapped Watch
Pocket / Fob PocketRectangular
PatchPatch Pocket
with Zipper

3.8 JACKET DETAIL

SHOULDER LINES



Straight



Natural



Dropped



Wide



Square



Roped
has slightly more padding
than a natural shoulder



Concave /
Pagoda



Arched

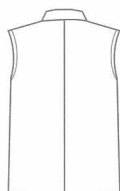


Neapolitan /
Spalla /
Manica Camicia

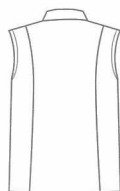


Extended

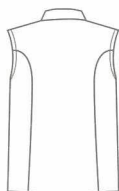
BACK DART AND SEAM



Center Back
Seam



Princess Seam



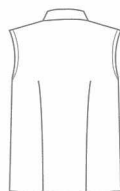
Armhole
Princess Seam



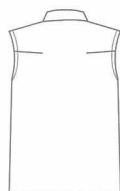
Rounded Cut



Regular Cut



Waist Dart



Armhole Dart



Shoulder Dart



Square Cut



Cutaway

FRONT CUT

3.9 SHIRT DETAIL

FRONT YOKES



Horizontal



Diagonal



Western



Scalloped

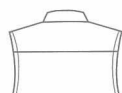


Inverted Pleat

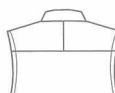


Snap Down

BACK YOKES



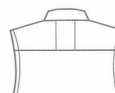
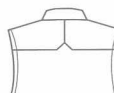
Horizontal



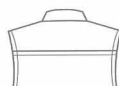
Split



Darted

Perpendicular
Pieced

Notched

Overlapped
NotchedHorizontal with
Insert

Rounded



Gusset Split



Western



Western 2

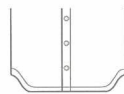


Scalloped

HEMS



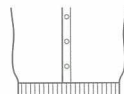
Straight



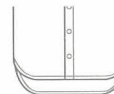
Shirt Hem



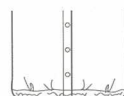
Shirttail Hem



Banded



Baseball



Gathered



Tie



Flare



Peplum



High-low

3.10 PANTS DETAIL

PANTS FRONT



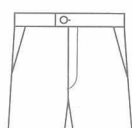
Flat Front



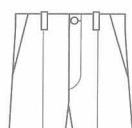
Single Pleat



Double Pleat

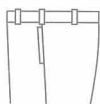


Extended
Waistband



Self-extended
Waistband

SIDE POCKETS



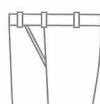
Seam / Vertical



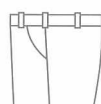
1/8 Slashed



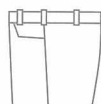
1/4 Slashed



1/2 Slashed



Curved



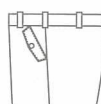
L-shaped



Frogmouth



Zipper

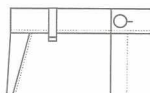


Flap

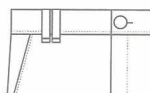


Jetted

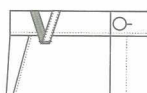
BELT LOOPS



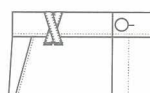
Basic



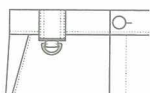
Double



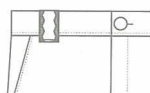
V-shaped



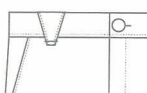
X-shaped



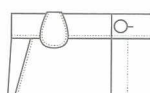
Wide with D-Ring



Leather-trimmed
Wide Loop



Inverted
Trapezoid



Horseshoe

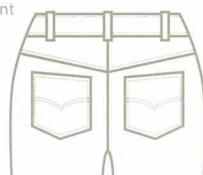
3.11 JEANS DETAIL

Five Pocket Jeans

Five pocket jeans are the most common type of jeans on the market. However, the original Levi Strauss & Co. prototype, which was produced in 1873, only had three pockets (two on the front and one at the back). It was not until 1905 that Levi's added a watch pocket (coin pocket) inside the front right pocket and a final back pocket to their 501XX jeans.

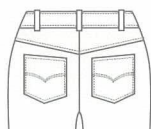


3 pockets on the front

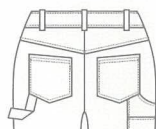


2 pockets at the back

BACK POCKETS



Traditional



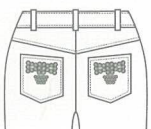
Carpenter



No Pockets



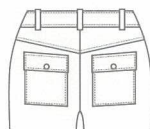
Oval-shaped



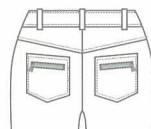
Embellished



Western Style Pockets
with Flaps



Flap Pockets
with Buttons



Patch Pockets
with Zippers

FRONT POCKETS



Traditional
Five Pocket



Stitched Round
Pocket



Patch Pocket



Embellished
Pocket



Mitered Patch
Pocket

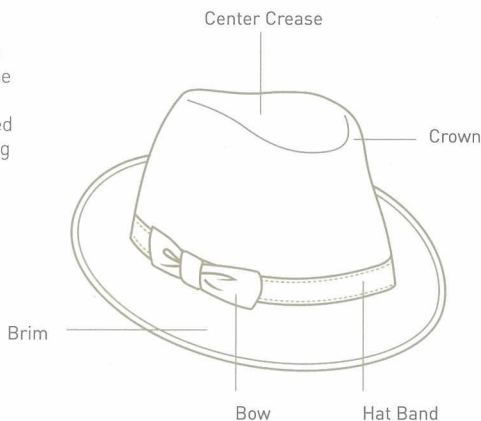
TO WEAR DREAMS
ON ONE'S FEET IS
TO BEGIN TO GIVE
A REALITY TO
ONE'S DREAMS.

/ ROGER VIVIER

4.1 HAT AND CAP

Fedora

Typically made of felt with a wide brim, the fedora hat is distinguished by its lengthwise crease down the crown and pinched sides. Soaring to popularity after it was introduced in 1891, it soon eclipsed the similar-looking but dressier homburg hat.



HAT & CAP TYPES



Top Hat



Bowler



Trilby
narrow brim that is snapped
down at the front and turned up
at the back



Homburg



Porkpie



Tyrolean



Deerstalker



Cloche



Breton



Panama
rounder and taller
than a fedora

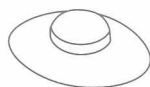
Deerstalker



Commonly made of wool tweed, the deerstalker hat is constructed from six or eight triangular panels with round edges which are sewn together. It is typically worn for hunting in rural areas, especially for deer stalking. Made famous by Sherlock Holmes, who is always seen wearing a deerstalker in the novels and movies, this type of hat hence became the standard headgear for detectives.



Fedora



Cartwheel Hat
always has a lower crown
than a picture hat



Picture Hat
has a wide brim
with decorations



Floppy Hat



Jockey Cap



Pillbox



Pillbox with Veil



Bucket Hat



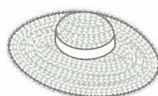
Tulip Hat



Mushroom Hat
with a brim facing
down



Boater



Straw Hat




Juliet Cap



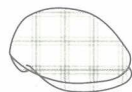
Bonnet



Fascinator



Flat Cap



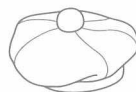
Tweed Flat Cap



Newsboy Cap
rounder and fuller
than a flat cap



Beret



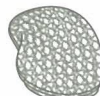
Tam o' Shanter



Nightcap



Phrygian Cap



Crochet Hat



Rasta Hat
a colorful cap which
can be knitted, woven
or sewn



Beanie



Toque



Bobble Hat



Ushanka



Cossack Cap



Russian Trapper



Baseball Cap

The baseball cap features a rounded crown typically made out of six panels, and a stiff and slightly curved front peak. Particularly popular among young people worldwide, it is often worn as a sun hat by university and college students for outdoor activities. One of its variants is the trucker hat, which has a plastic mesh back and a foam front.



Baseball Cap



Field Cap



Stormy
Kromer Cap



Sun Visor



Safari Hat



Cowboy Hat



Sailor Cap



Marine Cap



Doughboy Hat /
Sailor Hat



Pith Helmet



Riding Helmet



Mortarboard



Wizard Hat



Kepi



Bearskin



Tricorne



Bicorne



Side Cap



Keffiyeh



Turban



Fez



Coolie Hat



Sombrero

4.2 MASK



Domino Mask

Traditionally worn at the Venetian Carnival, the domino mask is a type of small, half mask which covers only the eyes and the surrounding area. It is very similar to the Colombina mask, which offers slightly more coverage. The domino mask is occasionally dubbed the 'burglar mask' or 'bandit mask', as it is often worn by either thieves or superheroes in comics to conceal their identities.

MASK TYPES



Medico Della
Peste



Volto (Larva)



Colombina



Zanni



Traditional Africa
Mask



Japanese
Hannya



Welding Mask



Ski Mask



Gas Mask

Chinese Opera Mask



In Beijing opera performances, Beijing opera masks are painted with colorful facial makeup, with each color symbolizing a different meaning and characteristic of the role. 'Face changing' is a famous trick in which the performer changes their mask in front of the audience in the blink of an eye. The art is regarded as a national secret as it requires masterful technique which remains a mystery to the public.

4.3 EYEWEAR

Aviator Sunglasses

First introduced in 1936 for U.S. military pilots, the aviator sunglasses' original form featured large, slightly convex lenses that bent around the human eye for all-rounded protection. It became widely popular along with the rise of the hippie counterculture, where large metallic sunglasses were a major trend.



FRAME SHAPES



Round



Boston



Wellington



Lexington



Oval



Flat Top



Rimless



Top Rimless



Square



Half Eye



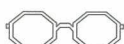
Foxy



Aviator



Teardrop



Octagon



Pentagon



Heart



Shield



Caged



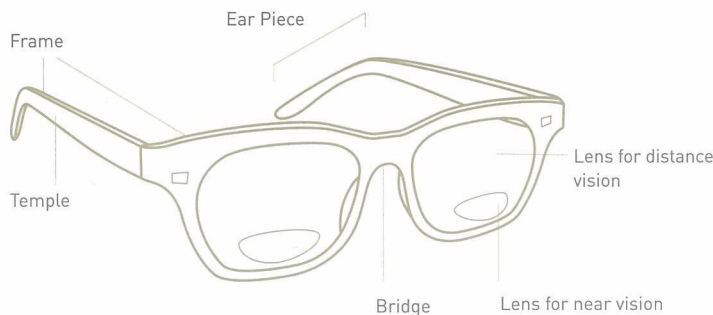
Shutter Shade



Cat Eye

Horn-rimmed Glasses

Originally made of authentic horn or tortoiseshell, horn-rimmed glasses are more often than not made of thick acetate or plastic that imitate those materials. One of the first types of eyeglasses to become a trendy fashion item, horn-rimmed glasses have become popular since 1917 after comedian Harold Lloyd began wearing a rounded pair in his movies.



GLASSES TYPES



Horn-rimmed Glasses / Wayfarer



Half Rim



Rimless



Bifocal



Half Rim Glasses



Foldable



Teashades / Granny Glasses



Aviator



Sunglasses



Wrap Around



Clip-on Sunglasses



Bike Glasses



Combination
with a frame made of metal and
plastic for different parts



Pince-nez



Lorgnette



Shutter Shade



Safety Spectacles



Monocle



Google Glasses

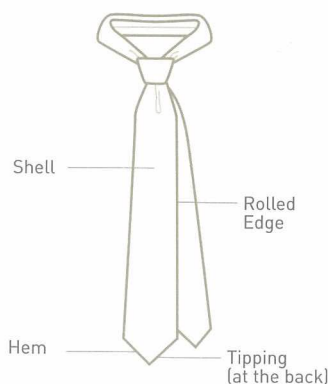


Goggles

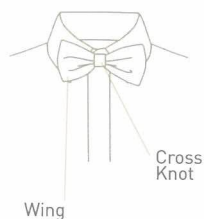
4.4 TIE

Tie

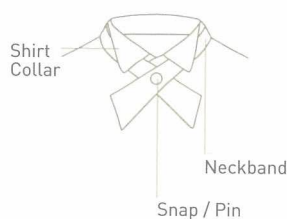
A component of formal attire for men, a tie is also a compulsory part of many school and work uniforms. Traditionally, and for more proper occasions, the top button of the shirt should be fastened when wearing a tie, with the tie knot resting between the two collar points. A more casual alternative is to have the tie knotted loosely around the neck with the top shirt button undone.



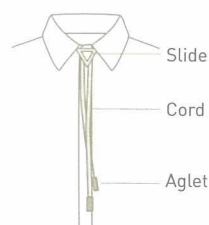
Bow Tie



Continental Tie



Bolo Tie



TIE TYPES



Tie



Club Tie

British
Regimental TieAmerican
Regimental Tie

Knit Tie



Bow Tie



Cravat



Ribbon Tie



Lavallière



Continental Tie

4.5 SCARF



Scarf

A scarf is an item of clothing worn around the neck or close to the head for various purposes, such as for warmth, cleanliness, fashion or religious reasons. Scarves worn for cleanliness or religious reasons are commonly made of more breathable, sheer and softer textiles in triangular or rectangular shapes, while those worn for warmth are usually made of wool, and sometimes real animal skins and fur. Variants of fur scarves include boas, fur collars and zibellinos. As styling accessories, fabric scarves can be worn and tied in various ways.

SCARF TYPES



Shawl



Stole



Muffler

Headscarf
called *hijab* in
Islamic cultures

Babushka



Fur Collar



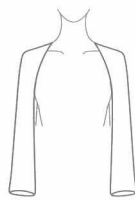
Shoulder Wrap




Capelet



Shrug

Snood Circle /
Infinity Scarf

Zibellino

Boa
long round scarf made of
feather, pleated silk or fur

Bandana

Crochet
Ascot Scarf

4.6 BAG

COMMON BAG SILHOUETTES



Clutch



Saddle



Baguette



Hobo



Tote



Bowling



Duffel



Backpack



Messenger



Bucket



Doctor

Handbag

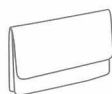
Purses were initially used by early modern Europeans, both men and women, for carrying coins. Made of leather or soft fabric, they were always very small in size. During the Industrial Revolution in England, increased railway travel led to the demand for larger-sized bags as purses were too small and the materials were not durable enough for the journey.



BAG TYPES



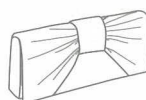
Bracelet Bag



Clutch



Minaudière



Evening Bag



Envelope Clutch

Kiss Lock
Handbag

Pochette



Box Bag



Pompadour Bag



Sporran



Bermuda Bag



Sally Jess Bag



Inro



Muff Bag



Tote Bag



Hobo Bag



Canteen Bag



Pannier Bag



Satchel



Chanel Bag



Medicine Bag



Accordion /
Compartment Bag



Bucket
Bag



Squaw Bag



Saddle Bag



Straw Bag /
Beach Bag

Backpack



Woven Tote Bag



Kenya Bag



Basket



Hat Box



Lunchbox Bag



Shopping Bag



Belt Bag



Waist Bag /
Belt Pack



Sling Bag



Doctor Bag



Duffle Bag



Boston Bag



Gladstone Bag



Weekender



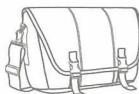
Boxer Bag



Roll Bag



Bowling Bag



Courier Bag /
Messenger Bag



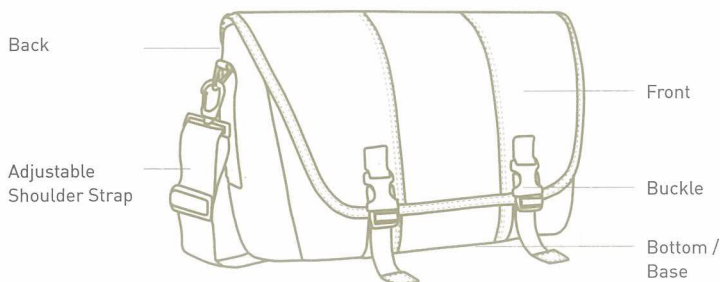
Tennis Bag



Golf Bag

Messenger Bag

The modern-day messenger bag originated from the utility lineman's bag manufactured by De Martini Globe Canvas Company in the 1950s, which was designed for linemen to keep essential gear and tools easily accessible while climbing utility poles.



Drawstring Bag



School Bag



Rucksack



Backpack



Camera Bag



Portfolio



Computer Bag



Briefcase



Rigid Case



Cosmetic Case



Attaché Case



Suitcase



Trolley Case



Pilot Case



Trunk

Kelly Bag




Hailed as a symbol of status, the Hermès Kelly bag got its name when Grace Kelly, the Princess of Monaco, was spotted using the handbag to shield her baby bump from the paparazzi. After the photo was published, the bag quickly received attention and gained popularity.

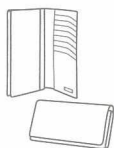
4.7 WALLET

Wallet

A wallet is a small, typically pocket-sized and portable flat case used for carrying cash, identity cards, bank cards, photographs, etc.



WALLET TYPES




Continental
Wallet



Bifold Wallet



Trifold Wallet



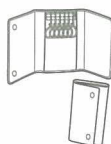
Credit Card
Wallet



Purse



Coin Purse



Key Case



Spectacle Case



Business Card
Holder



Card Holder



Writing Case



Money Clip

4.8 WATCH

Chronograph Watch

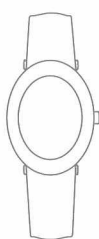
First introduced in 1816, the chronograph watch is a type of mechanical watch that combines the functions of a stopwatch and a display watch, originally designed for tracking astronomical objects. Besides its core time-telling and stopwatch functions, many specialized chronographs feature intricate detailing and complex features, and as a result cost considerably more than the basic types. Nowadays, chronograph watches are widely used in car racing, diving, and for navigating aircraft and submarines.



SHAPES



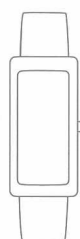
Round



Oval



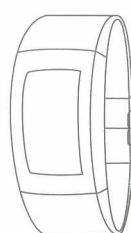
Square



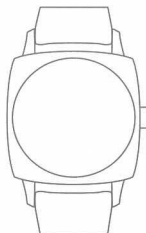
Rectangle



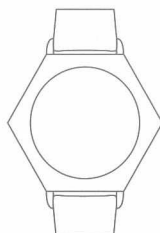
Tonneau



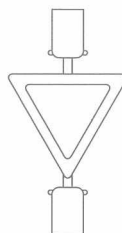
Curved



Cushion



Hexagonal



Triangle



Heart




Dive Watch

Dive watches are water-resistant watches designed for use during diving. Modern dive watches must conform to ISO 6425 standards, which regulate and attribute watch models that are suitable for underwater diving to a minimum depth of 100m.

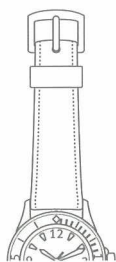
Digital / Sport Watch





Pocket Watch




STRAPS



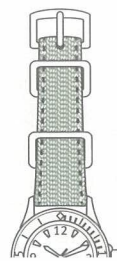
Leather Strap

Stainless Steel
Link Bracelet


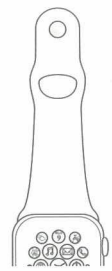
Milanese Strap

Chain Watch
Strap

Woven Strap



Nato Strap

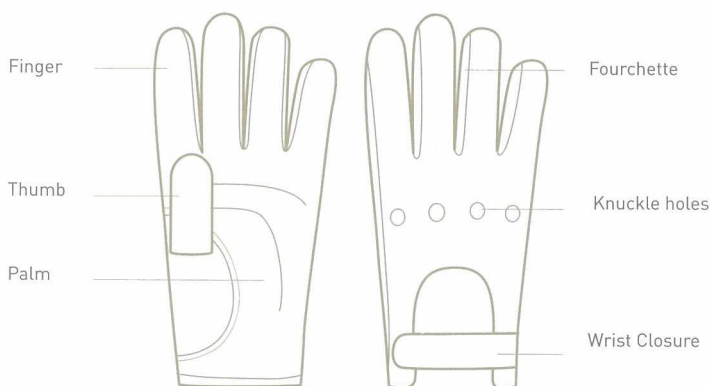
Expandable
Strap

Sport Band

4.9 GLOVES

Driving Gloves

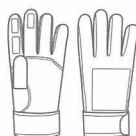
Driving gloves were initially used to keep motor car drivers' hands clean, because racing cars in the early days usually used wooden steering wheels taken directly from road cars. Modern driving gloves are made of soft, thin leather to minimise stress. They are designed with short cuffs to enable more movement, and feature openings at the knuckles and back of the hands for maximized flexibility. As fashionable as they are functional, both full-finger and fingerless driving gloves have become popular accessories among street dancers.



GLOVE TYPES



Short Gloves

Wrist Length
GlovesSlip-on
Gloves

Walking Gloves



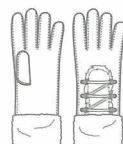
Knit Gloves



Mittens

Fingerless
MittensFingerless
Gloves

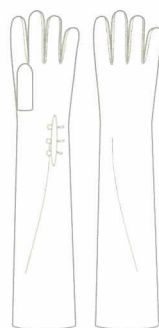
Half Gloves



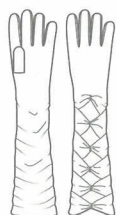
Igloo Gloves

Opera Gloves

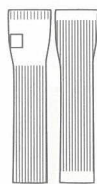
Opera gloves are a type of formal, elbow-length gloves that are tight-fitting to such an extent that women often need the help of talcum powder and buttonhooks to put them on. They are alternatively known as the Mousquetaire because of the openings at the wrists, which are fastened by a three-button or snap closure. In the 17th to 19th centuries, it was regarded as bad etiquette to put on or take off gloves entirely in public, so women would unbutton the Mousquetaire openings to slip their palms out, while tidily folding in the gloves' finger sections.



Long Gloves



Long Arm Gloves

Fingerless Long
Gloves

Gauntlets

Muff /
Handwarmer

Archer's Gloves




Oven Gloves

4.10 HAND FAN

Pleated Fan

A type of folding fan made of a pleated curved leaf of paper, lace, silk or other sheer materials, which is glued onto two sticks of identical lengths riveted together at the end.



Jenny Lind Fan

Similar in structure as the brise fan, the Jenny Lind fan is also known as the petal fan, due to the petal-shaped leaf attached to every rib. When opened up, the fan appears to have a single connected fan leaf. The petal leaves can be made of a variety of materials, such as silk, lace, paper and feathers.

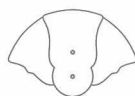
HAND FAN TYPES



Brise Fan



Cockade Fan



Trifold Fan



Uchiwa Fan



Chinese Fixed Fan



Fixed Feather Fan



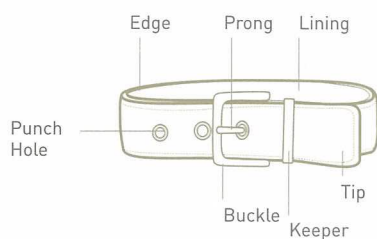
Comfyhold Fan



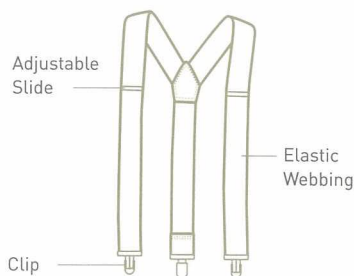
Thumbhold Fan

4.11 BELT

Belt



Suspenders



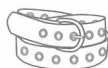
BELT TYPES



D-Ring Belt



Mesh Metal Belt



Grommet Belt

Surcingle Belt
a woven belt with a
leather tab and metal
buckle

Braided Leather Belt

Webbing Belt with
Cam Buckle

Metal Stretch Belt



Ribbon Belt



Snake Belt



Western Belt



Cinch Belt




Concha Belt



Safari Belt



Cartridge Belt



Money Belt



Cummerbund



Polo Belt



Kidney Belt



Obi Belt



Sash Belt



Ring Belt



Chain Belt



String Belt



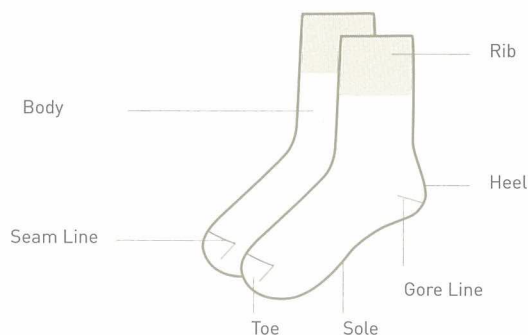
Sam Browne Belt



Suspenders

4.12 HOSIERY

SOCKS, STOCKINGS AND TIGHTS



SOCK TYPES



Foot Socks /
No-show socks



Sneaker Socks



Ankle Socks



Crew Socks



Bobby Socks
socks with thick uppers that
are turned down to form a
thick cuff at ankle height



Knee-high
Socks



Over-the-knee Socks



Loose Socks



Thong Socks /
Tabi



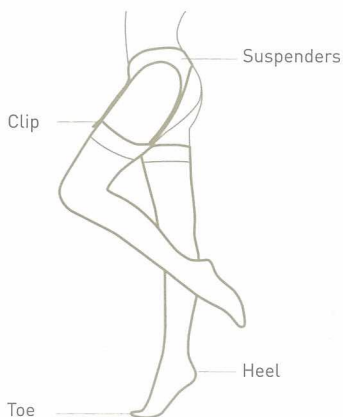
Toe Socks



Leg Warmer

Traditionally designed for keeping ballerinas' legs warm, leg warmers have nowadays become a fashion item with both functional and styling purposes. They can be mixed and matched with a variety of footwear and leggings, such as layered inside or outside boots, over leggings and stockings, etc. New parents have also found leg warmers useful for keeping babies and toddlers warm while changing their diapers.

STOCKING & TIGHT TYPES

Tights /
Pantyhose

Control Tights



Tattoo Tights



Hold-ups

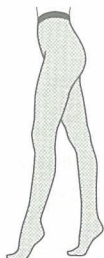


Seamed Stockings

Nylon-made seamed stockings were greatly popular in the 1940s, but production was halted a mere one month after its launch due to World War II. American women came up with the idea of paint-on hosiery to imitate the appearance of seamed stockings - covering the length with nude-tone cosmetics and then drawing on a 'seam' at the back with an eyebrow pencil.



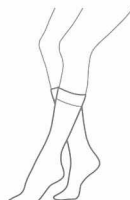
Open Toe Tights

Bare Invisible
TightsStockings &
Suspenders

Fishnet Tights



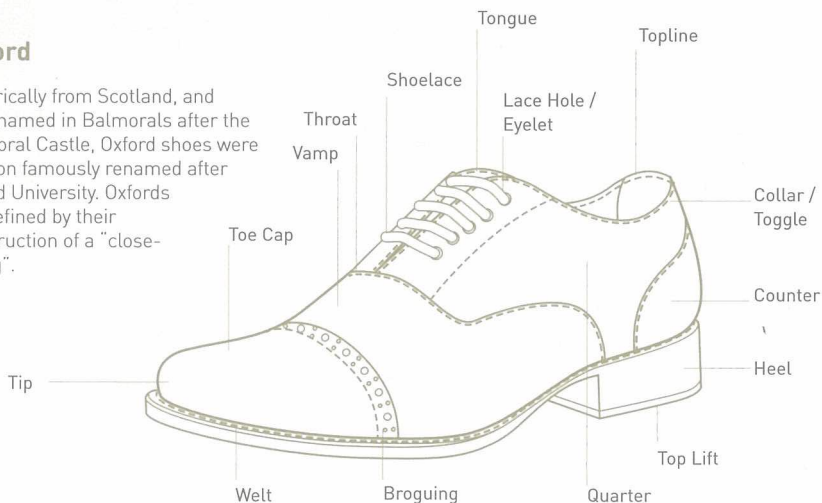
Footless Tights

Knee-high
StockingsCalf-high
Stockings

4.13 SHOES

Oxford

Historically from Scotland, and once named in Balmorals after the Balmoral Castle, Oxford shoes were later on famously renamed after Oxford University. Oxfords are defined by their construction of a "close-lacing".



FLATS



Ballet Flat

Folding Ballet Flat /
Pixie Flat

Espadrille



Slip-on



Thong



Clog



Mule



d'Orsay Flat



Opera Pump

Boat Shoe /
Deck Shoe

Moccasin



Wallabee



Loafer



Penny Loafer



Brogue



Buck



Spectator

Balmoral /
Galosh Oxford

Monkstrap



Derby



Blucher



Wingtip

Mary Jane

Initially known as bar shoes, the term Mary Jane was introduced in 1904, when the Brown Shoe Company started marketing this type of shoes after the popular comic characters Buster Brown and his sister Mary Jane.

SANDALS



Flip-flop



Slide Sandal



Ankle Strap Sandal



Slingback Thong



Huarache



Gladiator



Fisherman Sandal



Platform



Cork Sandal



Espadrille Wedge

HIGH HEEL SHOES



Pump



Pointy Pump



Mary Jane Pump



Stiletto



d'Orsay Pump



Slingback



T-Bar



Peep Toe Pump



Mule



Platform



Wedge



Oxford Pump



Kiltie Pump



Heel-less



Lita Boot

Stiletto

Named after the stiletto dagger, owing to the resemblance in its silhouette, the stiletto heel refers to a type of thin, narrow high heel usually found on women's boots and shoes. Favoured for the optical illusion it gives - longer and more slender legs, tinier feet, greater height and more flattering proportions - the stiletto is often featured in popular culture partly due to its seductive image.

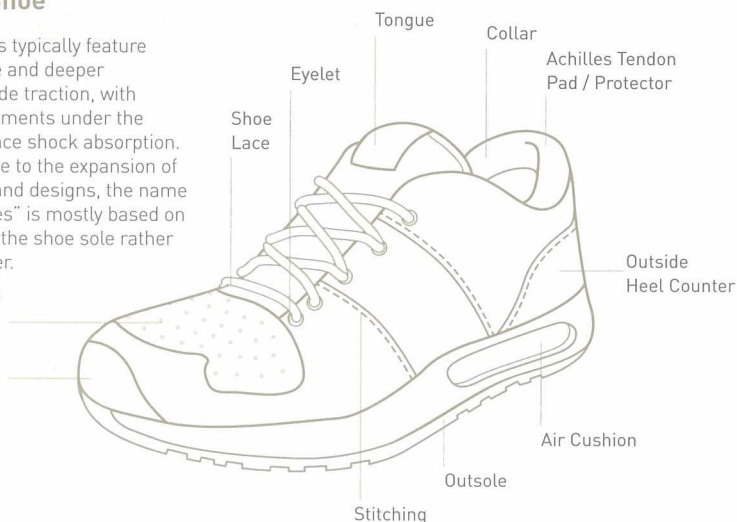


Athletic Shoe

Athletic shoes typically feature a flexible sole and deeper tread to provide traction, with additional elements under the heel to enhance shock absorption. Nowadays due to the expansion of the industry and designs, the name "athletic shoes" is mostly based on the design of the shoe sole rather than the upper.

Punch Hole /
Perforation

Foxing



BOOTS



Flat Shoe
Boot



Ankle Boot



Chukka



Desert Boot



Multi-buckle
Boot



Steel-toe Boot



Dress Boot



Duck Boot



Work Boot



Australian Boot



Hiking Boot



Jodhpur Boot



Deck Boot



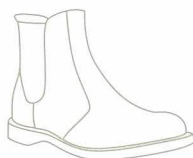
Harness Boot



Pecos Boot

Chelsea / Side Gore Boot

Chelsea boots, characterized by elastic side gores, can be traced back to the Victorian era when they were worn by men and women alike. Shoemaker Anello & Davide reimagined the Chelsea boots in the 1960s with Cuban heels and pointed toes for The Beatles. This variant became known as the Beatle boots.





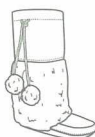
Logger Boot



UGG Boot

Indian Boot /
Moccasin Boot

Rigger Boot



Mukluk



Tanker Boot

Snow Boot /
Moon Boot

Cowboy Boot

Galoshe /
Wellington Boot

Slouch Boot

ATHLETIC SHOES & SNEAKERS



Plimsoll



Vans Slip-on

Low-top
ConverseHigh-top
Converse

Hiking Shoe



Tennis Shoe



Soccer Shoe



Running Shoe



Bowling Shoe



Basketball Shoe

TOE TYPES



Pointed Toe



Almond Toe



Square Toe



Shell Toe



Peep Toe



Wing Tip



Bicycle Toe



Cap Toe



Perf Toe

HEEL TYPES



Flat Heel



Dutch Heel

Concealed /
Secret Heel

French Heel

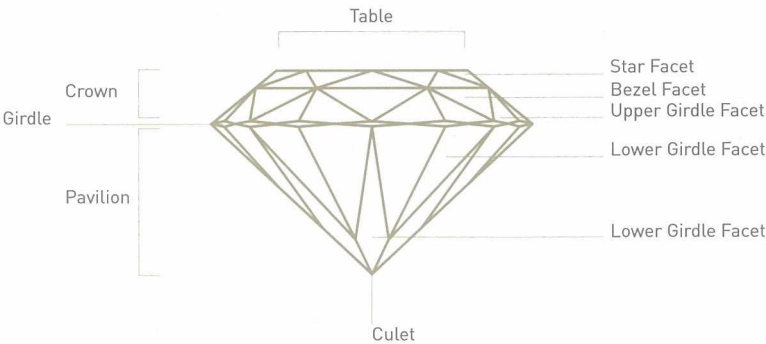


Wedge Heel



Stiletto Heel

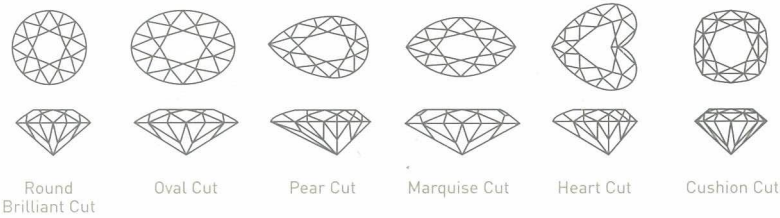
4.14 GEM

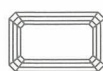


HARDNESS OF DIFFERENT GEMS

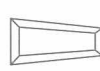
MINERAL	HARDNESS SCALE	SCRATCH TEST	OTHER FACTS
Talc	1	scratchable with fingernail	used in talcum powder
Gypsum	2	scratchable with fingernail	ingredient of plaster
Calcite	3	scratchable with copper coin	used in cement
Fluorite	4	scratchable with nail	used in toothpaste
Apatite	5	scratchable with nail	mineral in bones
Feldspar	6	scratch with porcelain tile	ingredient of glass
Quartz	7	scratches window glass	ingredient of glass
Topaz	8	scratches glass	gems
Corundum	9	scratches topas	rubies & sapphires
Diamond	10	scratches corundum	used in rings

GEM CUTS



Rectangle
Step CutSquare
Step CutRound Hexagonal
Step CutEmerald
Cut

Baguette Cut

Tapered
Baguette Cut

Scissor Cut

Round
Hexagonal
Scissor CutOval
Hexagonal
Scissor Cut

Radiant Cut



Princess Cut



Trillion Cut



Old Mine Cut



Eight Cut



Asscher Cut



French Cut




Table Cut



Point Cut

Half Dutch
Rose CutDutch
Rose CutDouble
Rose CutThree-facet
Rose CutSix-facet
Rose CutAntwerp
Rose Cut

Briolette Cut

Faceted
Teardrop CutFlat
Cabochon
Cut

Cabochon Cut

Smooth Cut
Plain SphereSmooth Cut
Teardrop

4.15 RING

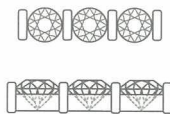
Engagement Ring Set

A matching set consisting of an engagement ring and a wedding band that complement each other. The engagement ring is worn after an engagement and before the wedding, and the wedding band is worn after the wedding ceremony. Some brides choose to wear only the wedding band after the ceremony, while others may opt to weld the two together.

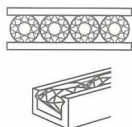
A larger, set center stone is commonly found on engagement rings, whereas wedding bands usually use smaller pavé stones.



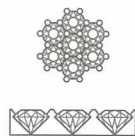
GEM SETTINGS



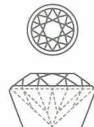
Bar Setting



Channel Setting



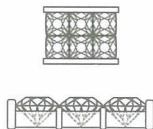
Pavé / Bead Setting



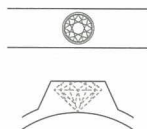
Bezel Setting



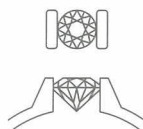
Prong Setting



Invisible Setting



Flush Setting



Tension Setting

RING TYPES



Solitaire Ring



Tension Ring



Flush Setting Ring



Bezel Ring



Halo Ring



Band Ring



Charm Ring



Posy Ring



Spiral Ring



Triple Ring



Crossover Ring



Puzzle Ring



Irish Claddagh Ring



Fede Ring



Round Ring



Peace Ring

Poison Ring
with a container under
or inside the bezel

College Ring



Hollow Ring



Spoon Ring



Signet Ring

Sovereign Ring
has a gold sovereign
as primary decorative feature

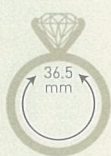
Eternity Ring

An eternity ring is a type of women's ring, normally gifted to the wife by her husband on a special occasion or significant anniversary, such as a 50th anniversary. It is a precious metal band of gold or silver, set with a continuous pavé line of identical gems, typically diamonds, to symbolize eternal love.

The concept was conceived in the 1960s as a means of promoting smaller diamonds of less than 0.25 carats. Marketing strategies involved campaign slogans targeting husbands, with the most famous one being "She married you for richer or poorer. Let her know how it's going", which made the idea greatly popular.



RING SIZE CHART



Size 0



Size 0.5



Size 1



Size 1.5



Size 2



Size 2.5



Size 3



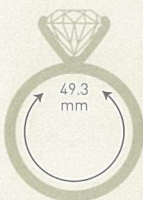
Size 3.5



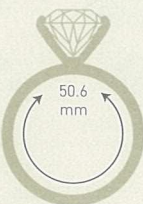
Size 4



Size 4.5



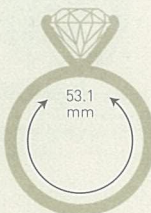
Size 5



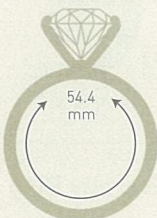
Size 5.5



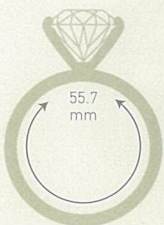
Size 6



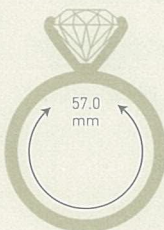
Size 6.5



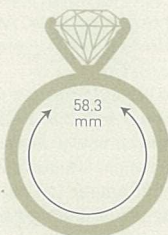
Size 7



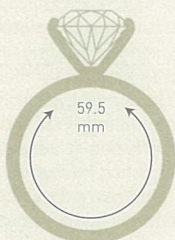
Size 7.5



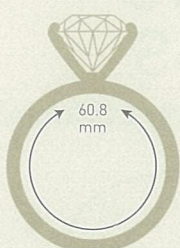
Size 8



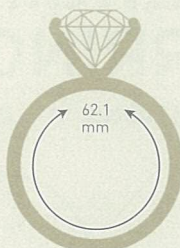
Size 8.5



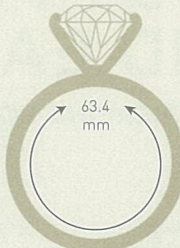
Size 9



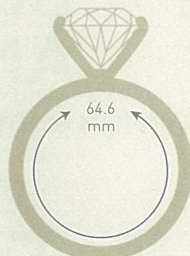
Size 9.5



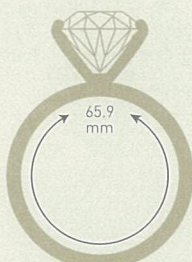
Size 10



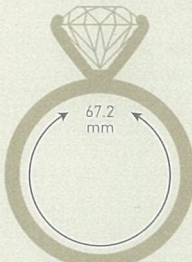
Size 10.5



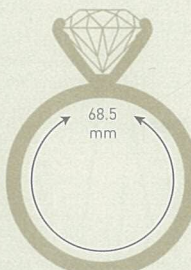
Size 11



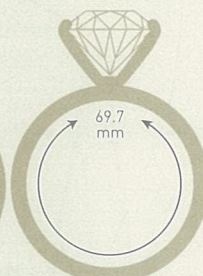
Size 11.5



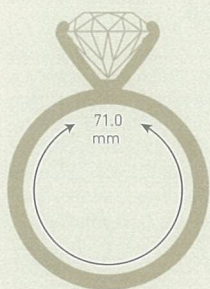
Size 12



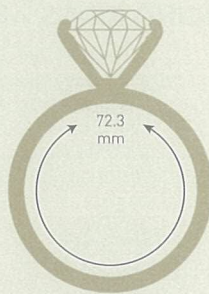
Size 12.5



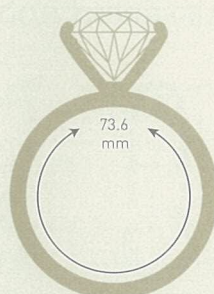
Size 13



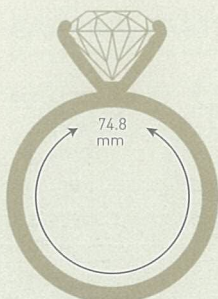
Size 13.5



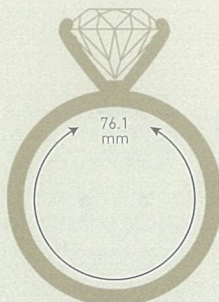
Size 14



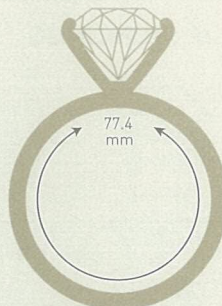
Size 14.5



Size 15



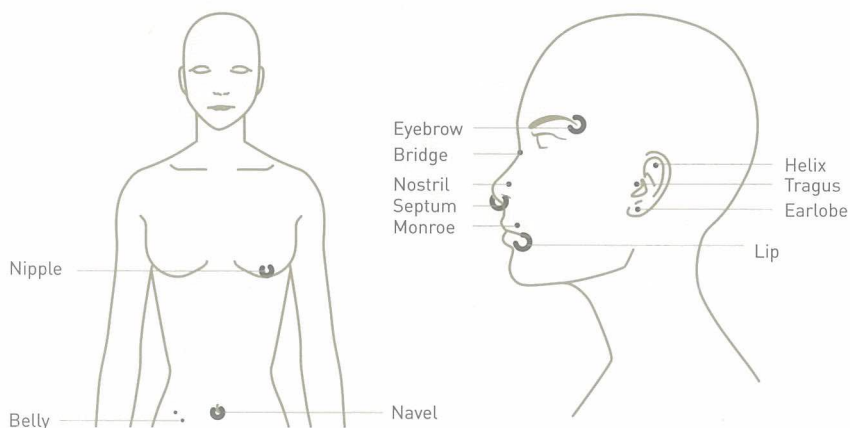
Size 15.5



Size 16

4.16 BODY PIERCING AND EARRINGS

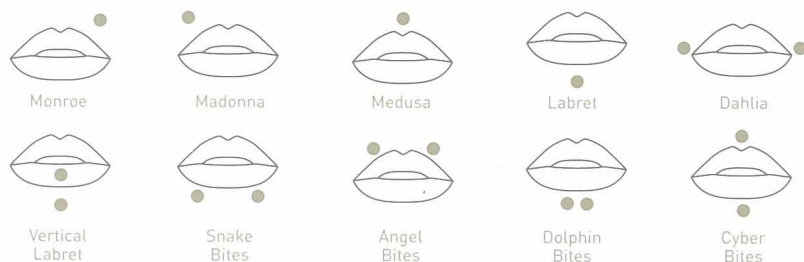
COMMON BODY PIERCING POSITIONS



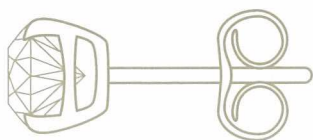
DIFFERENT BODY PIERCING RINGS AND BARS



LIP PIERCINGS



EARRING TYPES



Stud Earring

A stud earring is the most basic type of earring for pierced ears. A gem or ornament is mounted on a narrow post, which is inserted through an ear piercing and held in place by a clutch back on the other side, creating the impression of the ornament floating in front of the ear. Besides being a favoured accessory for its simple design, it is also commonly used in other parts of the body.



Hoop Earring



Drop Earring

hung just below the earlobe and is often stationary or moves very little



Dangle Earring



Tassel Earring



Chain Ear Cuff



Chain Ear Wire

EARRING FASTENERS



Snap Back



Hinged Earwire



Screw Back



Clip-on



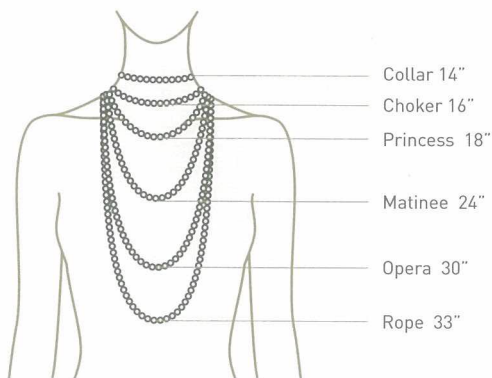
Omega Back /
French Clip Back



Fish Hook

4.17 NECKLACE

LENGTHS OF NECKLACE



CLASP TYPES



Lobster Clasp



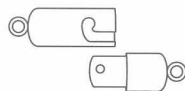
Swivel Lobster Clasp



Spring Ring



Toggle Clasp



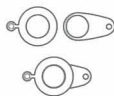
Bayonet Clasp



Figure 8
Safety Clasp



Open Box Clasp



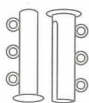
Snap Clasp



Magnetic Clasp



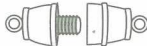
S-Hook



Slide Clasp



Pearl Clasp



Barrel Clasp

NECKLACE TYPES



Pendant



Cross Pendant



Crusader's Cross

Medallion
Necklace

Solitaire Necklace



Locket Pendant



Tassel Pendant



Y-Necklace



Lariat Necklace



Invisible Necklace



Statement Necklace



Graduated Necklace

Neck Ring /
Torc Necklace

Collar



Egyptian Collar



Esclavage Necklace



Sautoir



Beggar Beads

4.18 BRACELET



Charm Bracelet

A type of jewellery worn around the wrist, a charm bracelet is decorated with 'charms' of personal significance, such as ornaments, pendants or trinkets that symbolize important events or things in the wearer's life. Renowned jeweller Tiffany & Co. launched their first charm bracelet in 1889 - a link bracelet with a single dangling heart charm - which has now become an iconic design of the brand.

BRACELET TYPES



Cuff



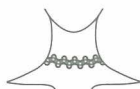
Bangle

Hinged
BangleTennis
BraceletFriendship
BraceletChain
BraceletCharm
BraceletCoiled
BraceletSnake
BraceletSport
WristbandLeather
WristbandSpring
BraceletSlide
Bracelet

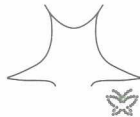
Bead Bracelet

Scarab
BraceletExpandable
BraceletElastic
BraceletIdentity
BraceletSmart
BraceletBracelet
Ring

4.19 OTHER ACCESSORIES



Body Wire / Body
Tattoo



Stick-on Body
Jewelry



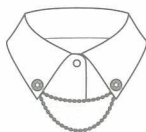
Anklet



Toe-ankle Chain



Armlet



Collar Chain



Collar Tips



Collar Pins



Tie Pin



Lapel Pin



Brooch



Regimental
Badge



Cufflinks



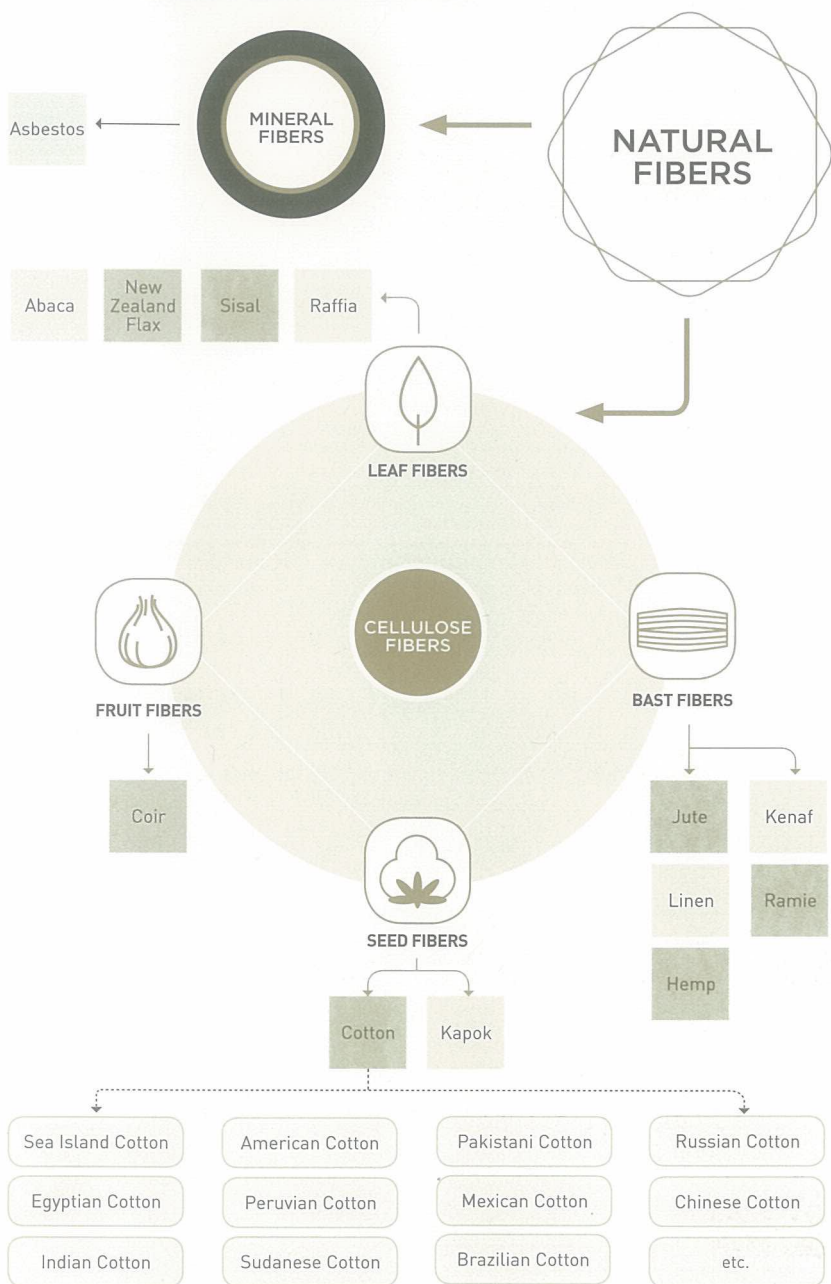
Hat Pin

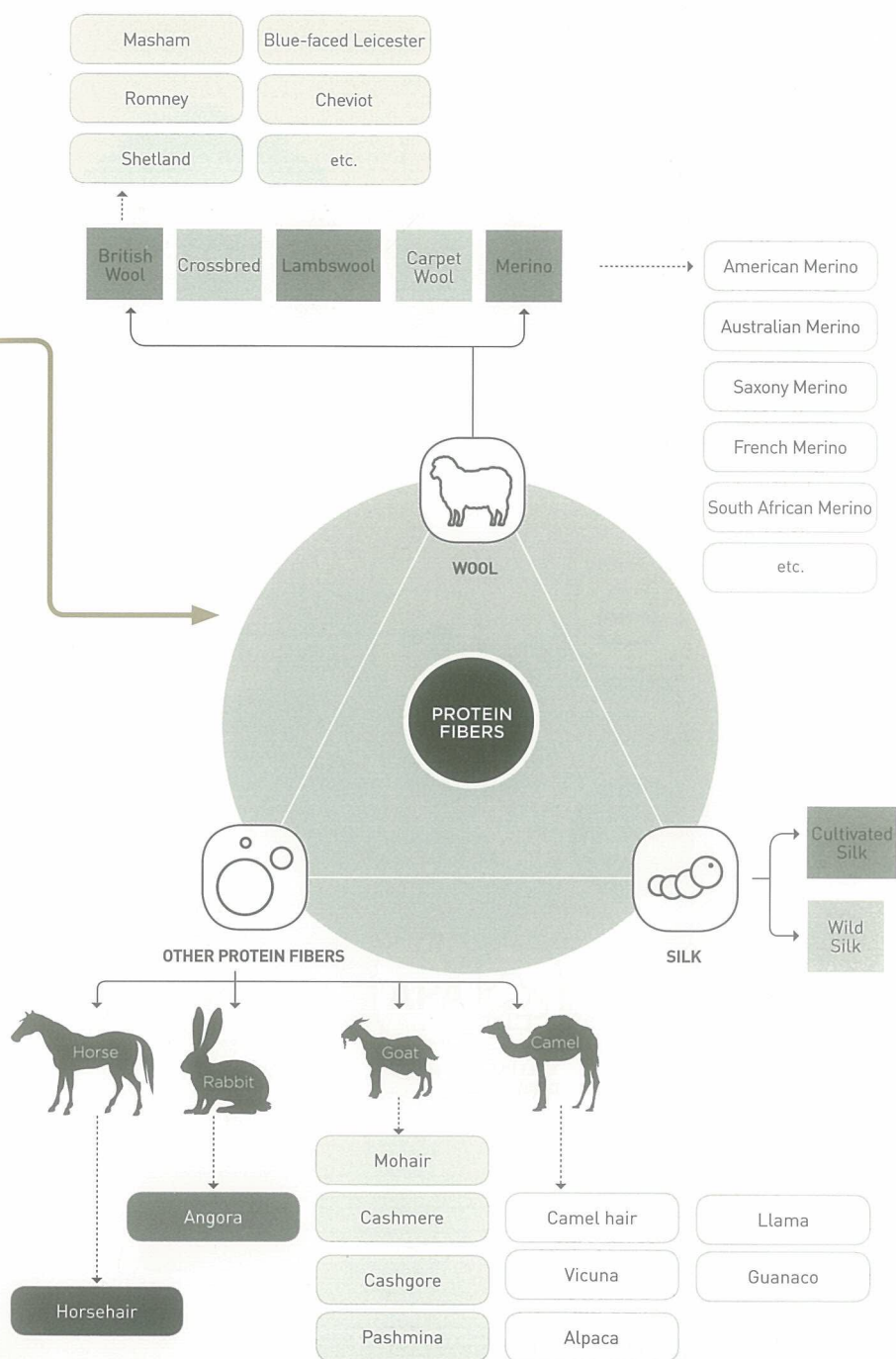
I LIKE LIGHT,
COLOR,
LUMINOSITY.
I LIKE THINGS FULL
OF COLOR
AND VIBRANT.

/ OSCAR DE LA RENTA

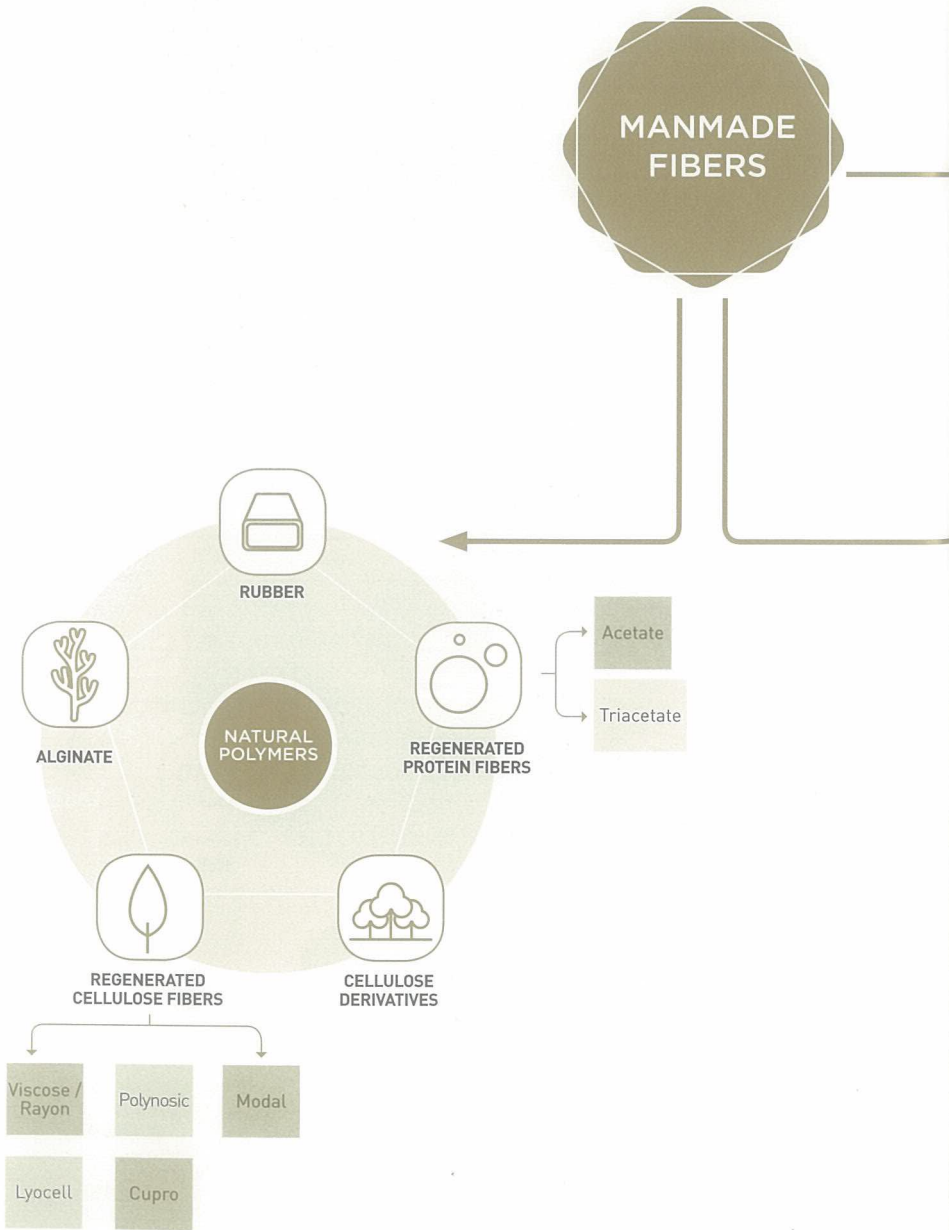
5.1 FIBER

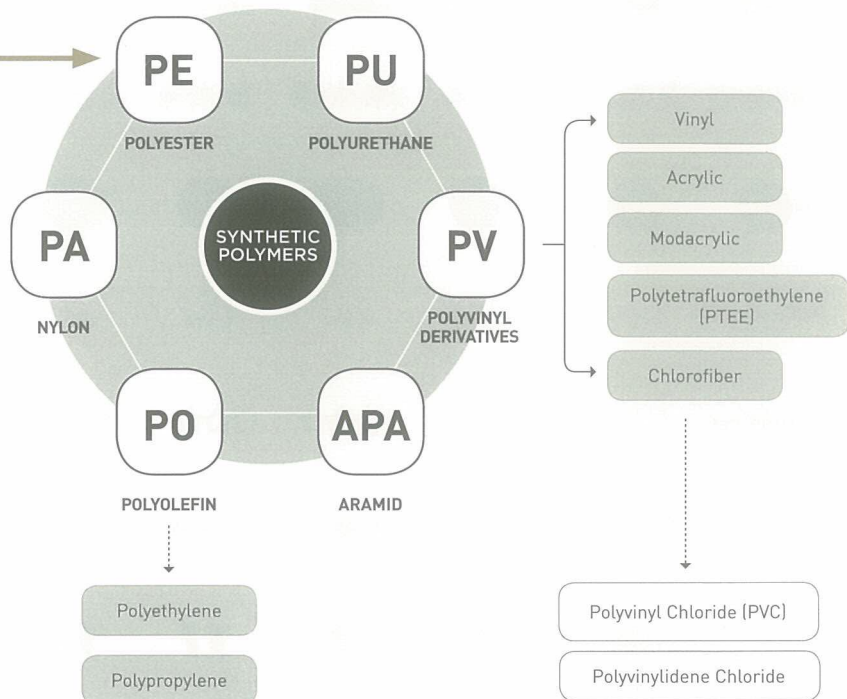
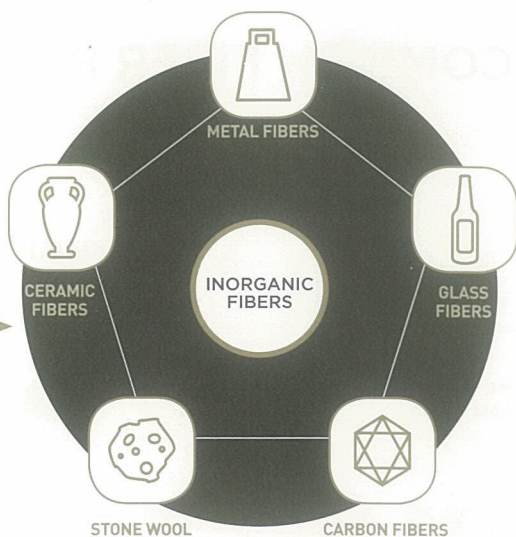
NATURAL FIBER CLASSIFICATION













































MANMADE FIBER CLASSIFICATION





COMMON FIBER PROPERTIES

	NATURAL FIBERS			
	Cotton	Linen	Wool	Silk
Moisture Absorption				
Mold Resistance				
Max. Temperature of Ironing (°C)				
UV Resistance				
Handfeel				
Anti-abrasion				
Anti-pilling				
Resilience				
Electrical Conductivity				
Thermoplastic				

MAN-MADE FIBERS

Acetate	Viscose / Rayon	Acrylic	Nylon	Polyolefin	Polyester
					
					
					
					
					
					
					
					
					
					

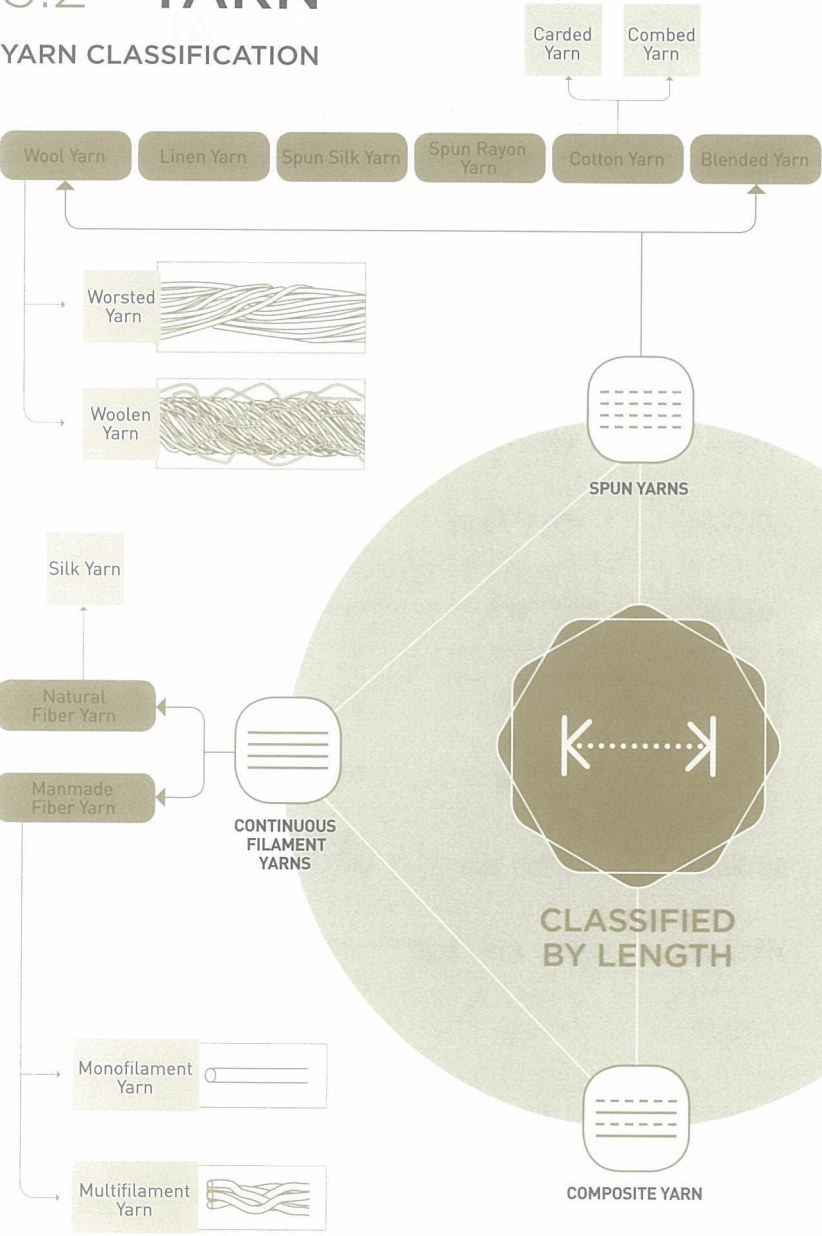
FIBER NAMES IN DIFFERENT LANGUAGES

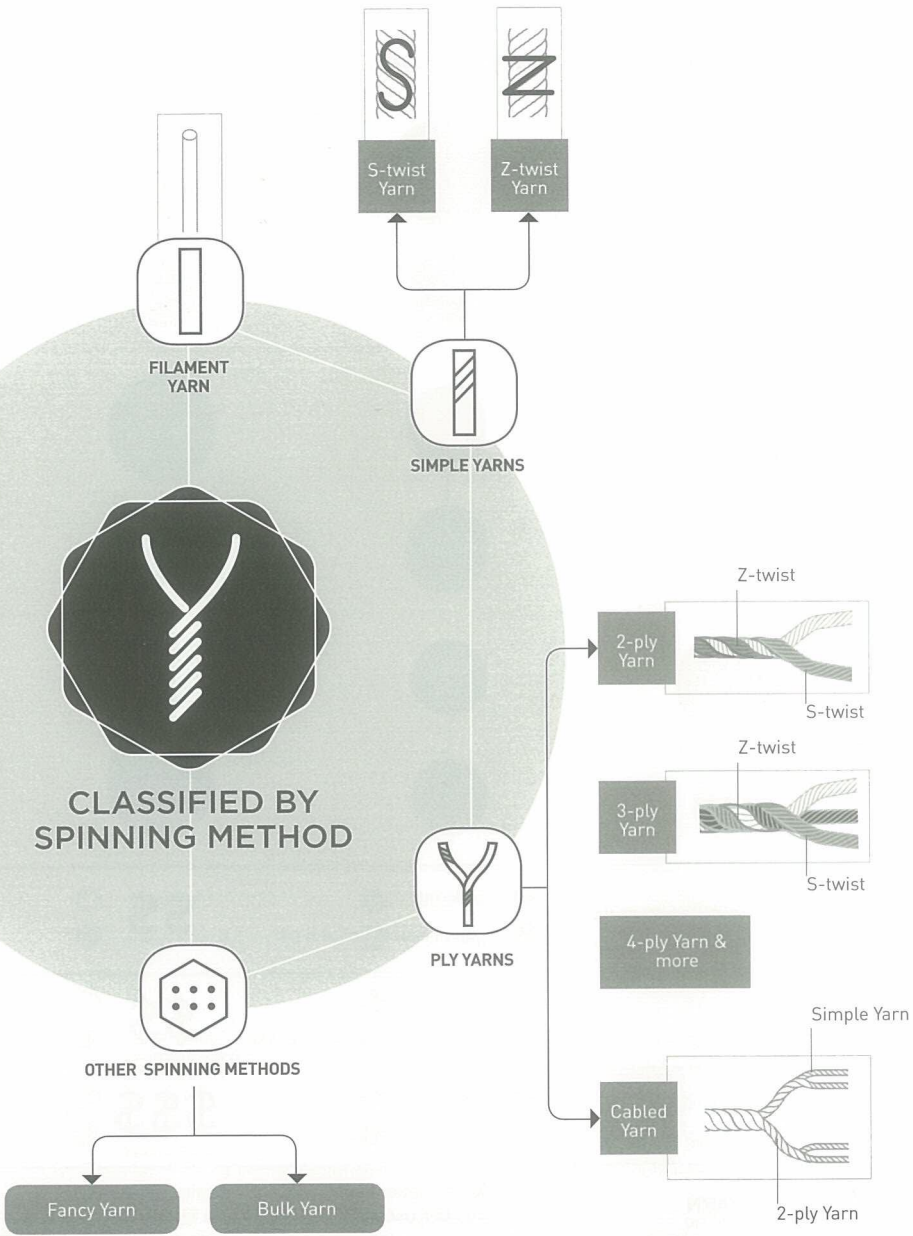
CODE	ENGLISH	FRENCH	GERMAN	ITALIAN
AC	Acetate	Acétate	Acetat	Acetato
PC	Acrylic	Acrylique	Acryl	Acrilico
WA	Angora	Angora	Angora	Angora
WS	Cashmere	Cachemire	Kaschmir	Cachemire
CO	Cotton	Coton	Baumwolle	Cotone
LI	Linen	Lin	Leinen	Biancheria
PA	Nylon	Nylon	Nylon	Nylon
PE	Polyester	Polyester	Polyester	Poliestere
PU	Polyurethane (Spandex / Lycra)	Polyuréthane	Polyurethan	Poliuretano
RA	Ramie	Ramie	Ramie	Ramiè
VI	Rayon	Rayonne	Kunstseide	Raion
SE	Silk	Soie	Seide	Seta
WO	Wool	Laine	Wolle	Lana

SPANISH	CHINESE	JAPANESE	KOREAN
Acetato	醋酸 / 醋酸纖維	アセテート	아세테이트
Acrílico	聚丙烯腈 / 腈綸 / 人造毛	アクリル	아크릴
Angora	安哥拉兔毛 / 兔毛	アンゴラ	앙고라
Cachemira	開司米 / 羊絨	カシミア	캐시미어 천
Algodón	棉	棉 (コットン)	면
Lino	亞麻	亞麻 (リネン)	리넨
Nylon	尼龍	ナイロン	나일론
Poliéster	聚酯 / 滌綸	ポリエステル	폴리 에스테르
Poliuretano	聚氨酯 / 拉架 / 氨綸	ポリウレタン	폴리 우레탄
Ramio	苧麻	苧麻 (カラムシ)	라미
Rayón	人造絲 / 黏纖維	レーヨン	레이온
Seda	蠶絲	絹 (シルク)	실크
Lana	羊毛	ウール	양모

5.2 YARN

YARN CLASSIFICATION





PERFORMANCE OF DIFFERENT TYPES OF YARNS IN FABRICS

YARN TYPE	AESTHETICS	COST
SPUN YARN		
Combed Yarn	Lustrous	\$\$\$
VS		
Carded Yarn	Loose hairy	\$
Worsted Yarn	Smooth, fine	\$\$\$
VS		
Woolen Yarn	Fuzzy, soft	\$
Simple Yarn	Fuzzy, soft	\$
VS		
Ply Yarn	Bulkier	\$\$\$
CONTINUOUS FILAMENT YARN	☀️ Lustrous	\$\$
	😊 Less likely to lint and pill	
BULK YARN	😞 Less lustrous	\$\$
	★ Does not lint but pills easily	
FANCY YARN	😊 Interesting texture	\$\$\$
	😞 Lints & pills easily	
COMPOSITE YARN	Varies depending on fiber used	Varies depending on fiber used

DURABILITY

COMFORT

CARE

Stronger

Weaker

Gentle to skin

Less gentle

Less shrinkage

More shrinkage

Stronger

Weaker

Warmer,
dry to skin

Bulkier

Does not snag easily

Snags easily

Weaker

Stronger

Does not snag easily

Snags easily



Stronger



Ravels easily



Cooler to skin



Poor water absorbency

Snags easily

Does not soil easily



Stronger



Less raveling than filament yarn



Warmer



High water absorbency

Snags easily

Soils easily



Weaker



Lower abrasion resistance



Warmer



High water absorbency

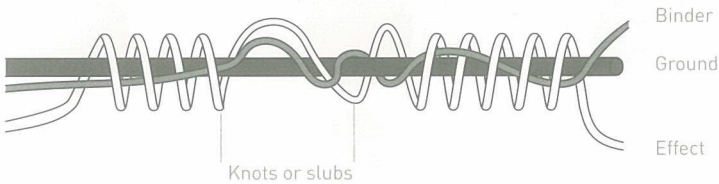
Snags easily

Soils easily

Related to
ProcessVaries depending
on fiber usedVaries depending
on fiber used

FANCY YARN

STRUCTURE OF FANCY YARN



COMMON TYPES OF FANCY YARN



Marled Yarn



Spiral / Corkscrew Yarn



Bouclé Yarn



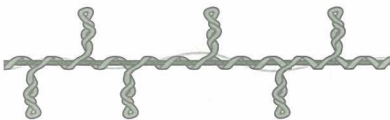
Loop Yarn



Gimp Yarn



Diamond Yarn



Snarl Yarn



Snap Yarn



Slub Yarn



Chenille Yarn

YARN COUNT

YARN COUNT SYSTEM

INDIRECT SYSTEM



SPUN YARNS

- / used on all spun yarns
- / number of length units per unit mass
- / higher the count number, finer the yarn
lower the count number, coarser the yarn

System	Symbol	Length unit	Mass unit	Conversion formula to Nm
Cotton count	NeC/ ECC	840 yd	1 lb	$C \times 1.693362$ $C \div 0.590541$
Metric	Nm	1 km	1 kg	/

Calculation of yarn count :

$$N = \frac{L}{W} \times H$$

N = Yarn count
L = Length

W = Weight of standard regain
H = Length of standard hank
(constant)

DIRECT SYSTEM



CONTINUOUS FILAMENT YARNS

- / used on all continuous filament yarns
- / number of mass units per unit length.
- / higher the count number, coarser the yarn
lower the count number, finer the yarn

System	Symbol	Mass unit	Length unit	Conversion formula to Nm
Denier	Td	1g	9 km	$9,000 \div Td$
Tex	Tt	1g	1 km	$1,000 \div Tt$

Calculation of yarn count:

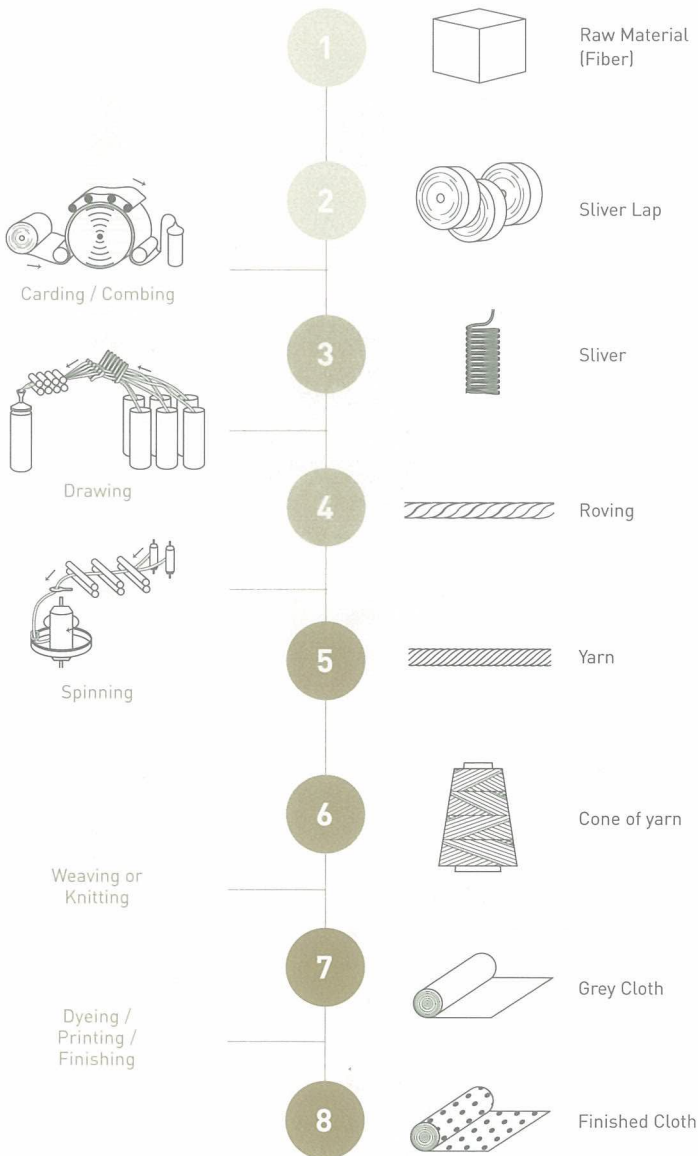
$$N = W \times \frac{H}{L}$$

N = Yarn number
L = Length

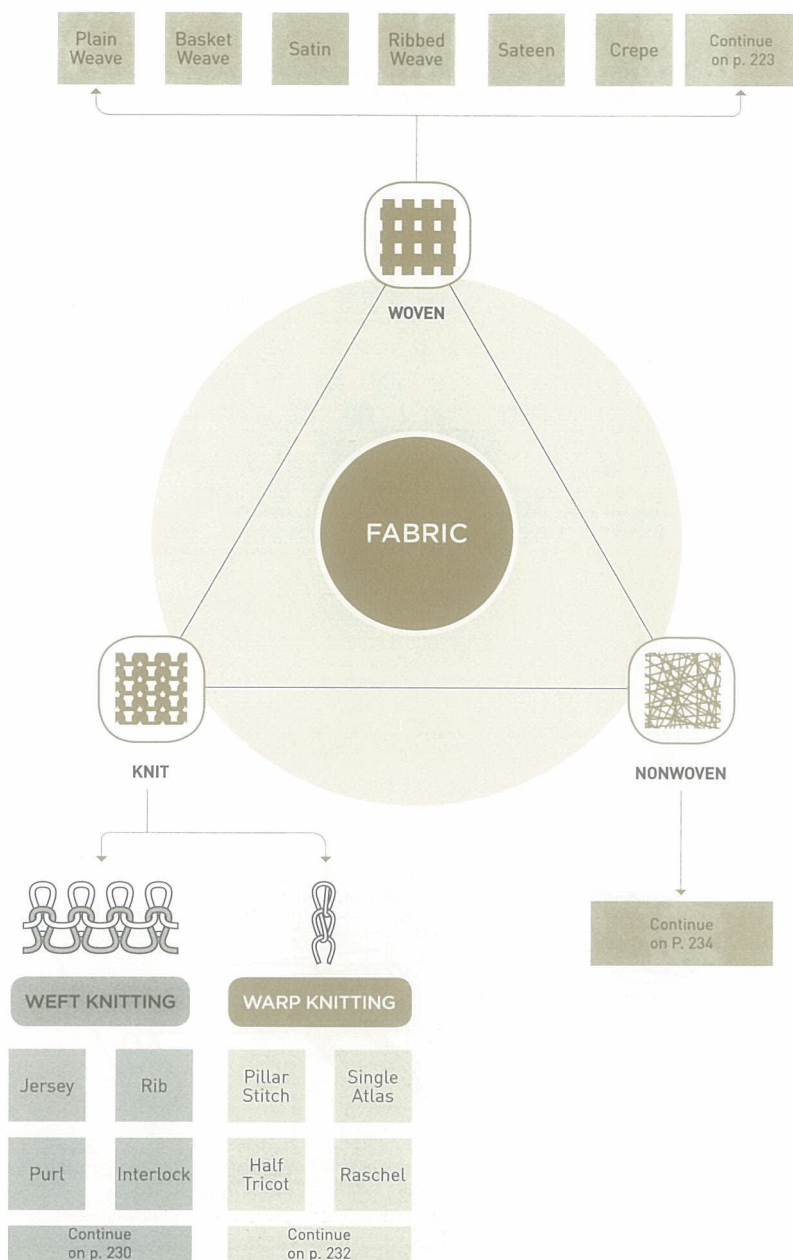
W = Weight of standard regain
H = Length of standard hank
(constant)

5.3 FABRIC

WOVEN, KNIT & NONWOVEN

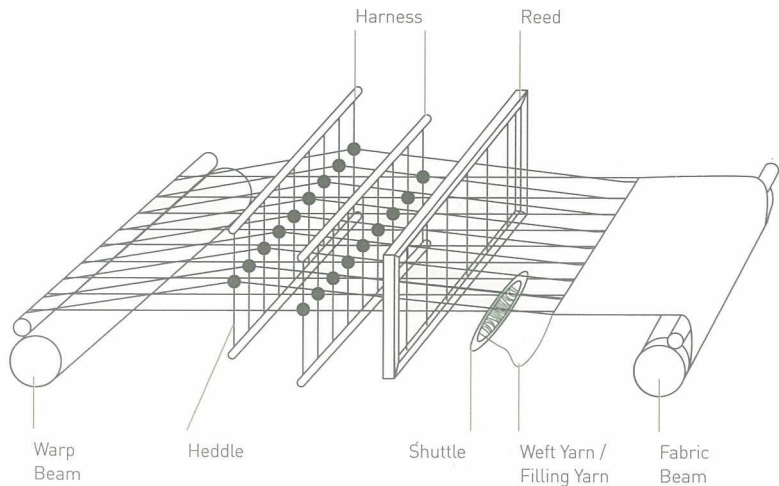
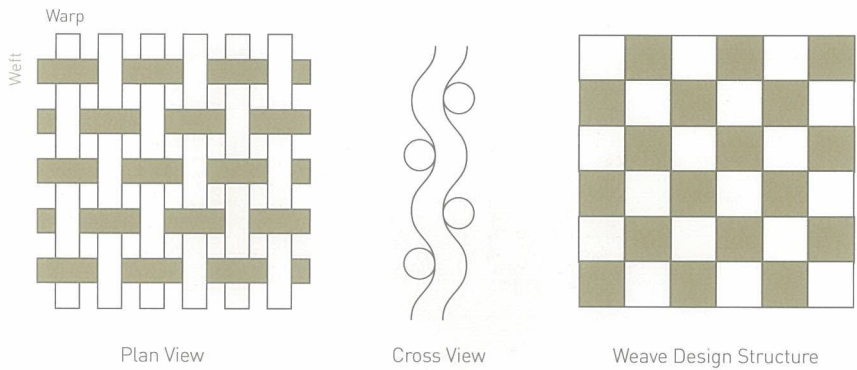


FABRIC CLASSIFICATION



WEAVES

Weaving is one of the most common methods of textile production, forming fabric by interlacing two distinct sets of yarns or threads at right angles. The two sets of threads include the longitudinal-running 'warp' and the lateral-running 'weft' (also known as 'filling'). Different ways of interweaving these threads will result in varying characteristics of the cloth.



BASIC WEAVES

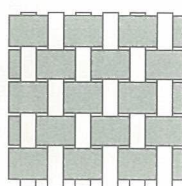
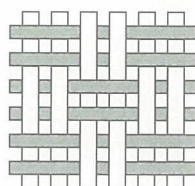

NAME

PLAIN WEAVE




BASKET WEAVE

RIBBED WEAVE

PLAN VIEW



STRUCTURE



Individual weft threads pass over and under each warp alternately in a square pattern.

Simultaneously interlacing two or more warps with one or more fillings, creating a more balanced structure.

Plain weave with distinct wales or cords [a ribbed pattern] woven in the warp or filling.

APPEARANCE

Usually flat with no distinct design, unless yarns of varying colors and thicknesses are used.

A variation of plain weave, basket weave creates an attractive checkerboard pattern, often using contrasting colors in the warp and weft for stronger effect.

A variation of the plain weave, it is woven with a ribbed or corded pattern for texture and design.

PROPERTIES

Easy and inexpensive to produce, offering maximum yardage. Yarn count and balance determine the durability of the fabric. Can be adapted for finishing processes, such as printing.

Inexpensive production. Drapable, absorbent, reasonably resilient and flexible. More easily soiled and less durable than plain weave.

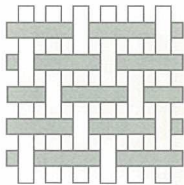

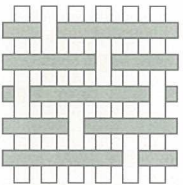





Offers good drape. Prominent ribs affect the durability of the fabric. Tension may cause yarn slippage.

TYPICAL FABRICS

batiste, cheesecloth, cretonne, gingham, percale, voile, plaid

monk's cloth, oxford

bengaline, broadcloth, dimity, faille, poplin, rep, taffeta, grosgrain

	TWILL	SATIN	SATEEN	CREPE
PLAN VIEW				
STRUCTURE				
	Three-shaft or higher. Warp or weft floats over two or more counterpart yarns, progressively stepped up in right or left direction.	Four-shaft or higher. Warp floats in interrupted diagonal.	Four-shaft or higher. Weft floats in interrupted diagonal.	A combination of plain weave and satin or sateen.
APPEARANCE	Left- or right-hand diagonal. Variations of design include houndstooth, chevron (also known as herringbone), corkscrew, etc., which may be enhanced by colored yarns.	Smooth and compact. Interrupted diagonal visible when viewed with magnifying glass.	A variation of satin weave. Smooth and compact.	Textured, crimped and crisp surface with an irregular, indistinct pattern.
PROPERTIES	Strong and firm texture. Better drapability and resilience than plain weave, and with more interesting designs. Possible to develop shine.	Lustrous, with remarkable drapability. Possible snagging of floats.	Similar to satin. Can be made from staple yarns and Schreinerized for a lustrous finish.	Interesting texture. May have good strength, drapability, durability and resilience, depending on a number of factors such as the fiber, yarn twist, structure and compactness.
TYPICAL FABRICS	denim, drill, gabardine, tweed, houndstooth, herringbone	satin, slipper satin, crepe-back satin, duchesse satin	sateen	granite, moss crepe, sand crepe, wool crepe


BASIC FANCY WEAVES

NAME

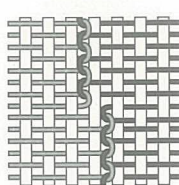
FIGURE WEAVES

PLAN VIEW

JACQUARD



TAPESTRY



TAPESTRY INTERLOCK


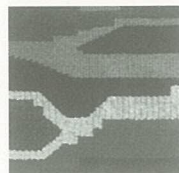
PIQUÉ

CROSS SECTION



— weft yarn
• warp yarn

PHOTO / STRUCTURE



Possible to use any combination of weaves and patterns, as each warp is controlled individually with each pick passage.

A thick fabric with multi-colored, pictorial woven patterns, with the warp yarn controlling the color. Nowadays, it is mostly replaced by jacquard tapestry.

A fabric with pronounced ridges, known as wales or cords, which are upheld by floats on the back surface. In better quality piqué textiles, 'stuffer yarns' are laid under the wales or cords to enhance the fullness. Cotton yarn is always used for piqué weave.

APPEARANCE

Multi-colored and unlimited variety of intricate designs on all types of backgrounds.

Tapestry is a type of weft-faced weaving, with all warp threads concealed in the finished product, in comparison to cloth weaving where both the warp and weft threads can be seen.

The word 'piqué' originates from the French term for 'quilted', as the raised effect in piqué fabrics resembles those in quilts.

PROPERTIES

Attractive, good drapability and reasonable durability, which depends on the weave and yarn used.

Attractive yet bulky. Used as decorative textile art rather than in apparel.

Interesting finish and surface effects.

TYPICAL FABRICS

brocade, brocatelle, damask, matelassé, jacquard tapestry

jacquard tapestry

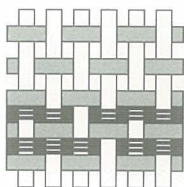
waved piqué, loose back piqué

SURFACE FIGURE WEAVES

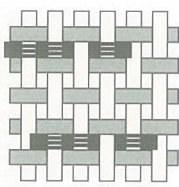
PILE WEAVES

PLAN VIEW

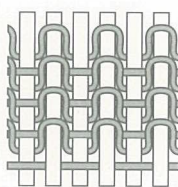
DOBBY



SWIVEL



UNCUT PILE



CUT PILE

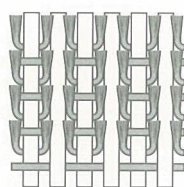


PHOTO / STRUCTURE



HUCKABACK

Multiple types of interlacings. Could create geometric patterns.



DOTTED SWISS

Surface of fabric is woven with small designs by insertion of extra weft yarns.



TERRY CLOTH

An additional set of warps or wefts is woven over the ground yarns of plain or twill weave to create loops on the surface.



VELVET

Similar to uncut pile but with the pile loops cut.

APPEARANCE

Decorative designs. Often with a ribbed effect, resulting in a textured surface.

Decorative, sometimes multi-colored designs. Extra yarns are used to form the design and are cut on the reverse side.

Yarns woven perpendicularly into the ground weave results in a three-dimensional effect in uncut pile fabrics.

Soft, brush-like texture. Sometimes with rows of cut pile in various lengths.

PROPERTIES

Attractive, and generally good body.

Attractive. Design yarns may roughen on the back and pull out.

Soft, warm, absorbent and resilient, with interesting texture and surface effects. Softness and absorbency are determined by the loops' compactness and the twist of pile yarn.

Soft, warm, absorbent and resilient, with interesting texture and surface effects. Softness and absorbency are determined by the loops' compactness and the twist of pile yarn.

TYPICAL FABRICS

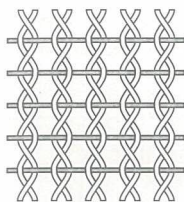
huckaback, granite weave

dotted swiss

frieze, terry cloth

corduroy velvet, velveteen

GAUZE (LENO)



LENO WEAVE


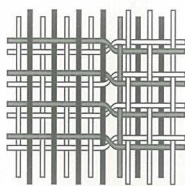
Pairs of warps are inter-twisted after each weft passes through.

An open mesh structure with securely held yarns. Variations include ribbed effects.

Sheer, gauzy, lightweight yet durable.

grenadine, marquissette

DOUBLE CLOTH



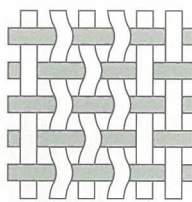
Two units of separately woven fabrics are woven together using an extra set of yarns.

Different on both surfaces, may be reversible. Thick and heavy.

Good strength and warmth. Possibly bulky.

blanket cloth, coatings, upholstery

SLACK TENSION



SEERSUCKER


A variation of pile weave, slack tension fabric is made by releasing the tension from some warp yarns in the loom to create texture or pile.

Crinkly stripes, piled surface.

Absorbent and non-wrinkling.

seersucker

TRIAxIAL



TRIAxIAL WEAVE

Constructed from three yarns running in different angles.

Porous structure with a cane-like pattern.

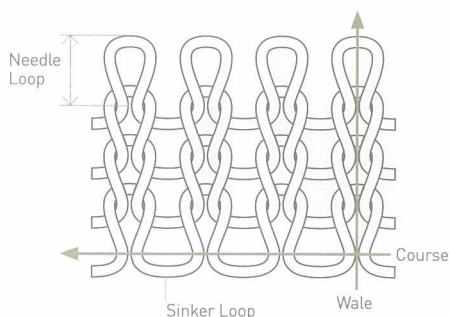
Good strength and stability. Limited stretch.

industrial uses and home furnishings

KNIT

Knitting is a common type of textile and fabric production method using yarn. The two main types of knit fabrics are 'weft-knit' and 'warp-knit' fabrics. Warp-knitted textiles, such as tricot and Milanese, are resistant to runs and commonly used for lingerie. Weft-knit fabrics are more common and easier to produce, but are susceptible to unravelling (running) when cut, unless they are repaired.

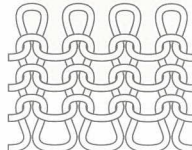
PLAN VIEW



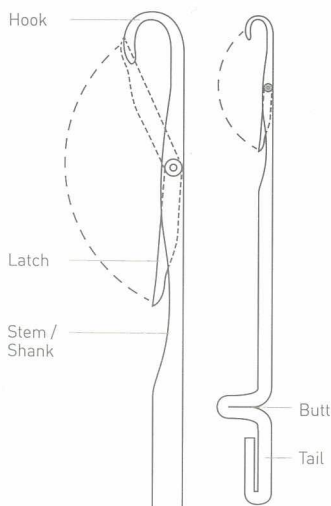
TECHNICAL FRONT



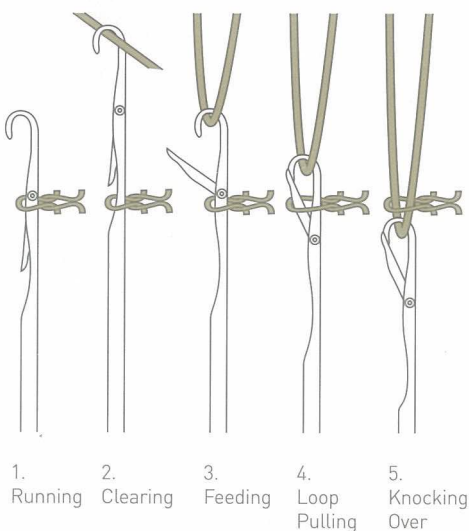
TECHNICAL BACK



LATCH NEEDLE



LATCH NEEDLE MOVEMENT



BASIC LOOPS



Plain Stitch



Tuck



Slip / Float



Filling-in



Held Loop



Wale



Course



Plating

KNIT SYMBOLS



selvage stitch



stockinette stitch



reverse stockinette stitch



twisted stockinette stitch



slip stitch knitwise



slip stitch purlwise



yarn over



make one through back loop



increase 1 stitch- RS: knit into front and back

of stitch; WS: purl into back and front of stitch



(k1, p1, k1) all in same stitch



multiple increase (refer to key)



right-slanting decrease



left-slanting decrease



right-slanting double decrease



left-slanting double decrease



multiple decrease



bind off



no stitch



knot or bobble (refer to key)



right twist (2 sts)



left twist (2 sts)



cable 4 sts to right

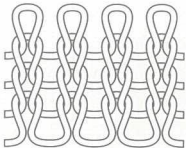

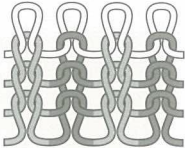





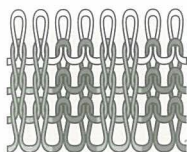
cable 6 sts to left

NEEDLE SIZES

(mm)	US	UK	JP
2.0	0	14	
2.1			0
2.25	1	13	
2.4			1
2.5			
2.7			2
2.75	2	12	
3.0		11	3
3.25	3	10	
3.3			4
3.5	4		
3.6			5
3.75	5	9	
3.9			6
4.0	6	8	
4.2			7
4.5	7	7	8
4.8			9
5.0	8	6	
5.1			10
5.4			11
5.5	9	5	
5.7			12
6.0	10	4	13
6.3			14
6.5	10.5	3	
6.6			15
7.0		2	7mm
7.5		1	
8.0	11	0	8mm
9.0	13	00	9mm
10.0	15	000	10mm
12.0	17		
16.0	19		
19.0	35		
25.0	50		

BASIC WEFT KNITS

NAME	SINGLE JERSEY	PURL KNIT	1 × 1 RIB
STRUCTURE			
APPEARANCE	 <p>FRONT BACK</p> <p>The simplest weft-knit structure, plain jersey fabric has flat, vertical lines on the front-facing surface and pronounced horizontal ribs on the reverse side.</p>	 <p>A simple purl fabric has the appearance of the back of jersey knit on both sides. They are produced on purl knit or links-and-links machines.</p>	 <p>1 × 1 rib has alternating wales knitted on both the front and back. The ribs usually close up, resulting in a double-faced fabric which has the same appearance on both surfaces.</p>
PROPERTIES	<p>Stretches both crosswise and lengthwise, but more in the crosswise direction. A less stable fabric, single jersey may unravel or ladder if the stitch breaks and curls when cut.</p>	<p>With similar appearances on both sides, purl knits stretch well in all directions but easily stretch out of shape. Thicker than jersey knits and resistant to curling at the edges. Slow production process.</p>	<p>Thicker and more elastic than jersey knits, 1x1 rib offers more stretch crosswise than lengthwise, and the edges do not curl. It is more expensive to produce.</p>
TYPICAL USE	<p>Used for sweaters, terry robes, T-shirts, dresses, men's underwear, women's hosiery and pantyhose. Also used for making fully fashioned garments.</p>	<p>Used for infant and children's clothing, sweaters and scarves.</p>	<p>Used for T-shirt collars, double knit jackets, knit beanies, men's socks and sometimes for the hem of sweaters.</p>

2 × 2 RIB

2 × 2 rib has two alternating wales knitted on both the front and back.

Thicker and more elastic than 1 × 1 rib, 2 × 2 rib offers more stretch crosswise than lengthwise, and the edges do not curl.

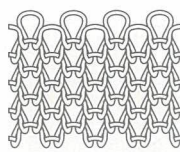
Used for cuffs and hems of sweaters.

INTERLOCK

Produced on a cylinder and dial circular weft knitting machine, where alternating long and short needles are positioned opposite to each other on the cylinder and dial.

Heavier and thicker than rib knits, interlock is a reversible fabric, does not curl at the edges, and offers good insulation. More expensive to produce.

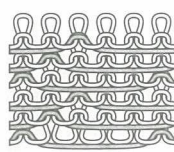
Used for everyday garments such as dresses, skirts, blouses, T-shirts and outerwear.

SINGLE PIQUÉ

Single piqué has an allover cellular, geometric textured surface, created by tuck loops and tuck stitches. Piqué means to pierce or to make a hole or opening.

The most productive amongst all types of piqué fabrics.

Used on many polo shirts, ladies' dresses and other apparel.

FRENCH TERRY

FRONT BACK

A type of single jersey fabric. The technical face is basically jersey, while the technical back shows un-napped float stitches (loops).

A light- to medium-weight fabric. The un-napped, looped side of French terry cloth is highly absorbent, as with regular terry cloth.

More lightweight and with one smooth side, French terry cloth is suitable for garments, especially sportswear and beachwear.

BASIC WARP KNIT

NAME



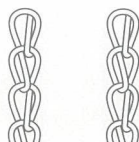
SINGLE BAR CONSTRUCTIONS

STRUCTURE


PILLAR STITCH

HALF TRICOT

SINGLE ATLAS



APPEARANCE



Also known as a chain stitch, a pillar stitch is a type of stitch construction in which both over and underlaps are performed across the same needle.

Also known as 1&1 closed lap / open lap, half tricot is the most basic type of warp knit construction. In the repeated two-course process, the guide bar feeds yarns on a needle in the first course, then moves sideways to feed yarns to the adjacent needle in the second course. The cycle is then repeated.

Created by the progressive lapping movement of the guide bar in the same direction for at least two consecutive courses, usually followed by identical lapping in the opposite direction.

PROPERTIES

Due to the absence of lateral connections with adjacent wales, pillar stitch offers only a link-up in the direction of the wales. It can only form a fabric by adding a weft yarn.

With very limited functions on its own, half tricot is however a popular combination for multi-guide bar structures. It is lightweight and sheer.

Changes in the lapping movement result in changes in the position of the overlaps and underlaps, thus creating diagonal stripes and causing differential light reflections.

TYPICAL USE

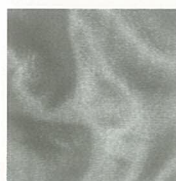
The most common use of the pillar stitch is for adding weft yarns to link up the loop chains. It can also be combined with multi-guide bar structures, such as Queen's cord.

Used for lining and lingerie

Used for creating fabrics with shadow stripes.

MULTI-BAR CONSTRUCTIONS

FULL TRICOT



Fine lengthwise ribs on one surface, and crosswise ribs on the reverse. Possible to produce complex patterns on some machines. Incorporating a weft insertion (extra crosswise-inserted yarn) will give the fabric added color or texture.

Offers some stretch lengthwise and almost no stretch crosswise. Normally soft and drapable. The cut edges tend to curl.

Traditionally used in lining and lingerie. Can also be used for blouses and dresses. It is crucial to assess the amount of stretch of the tricot fabric before garment production.

SHARKSKIN


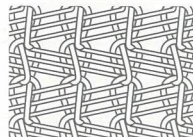


Sharkskin stitch has a longer underlap 4-5 / 1-0 on the back guide bar.

The longer lapping gives the sharkskin stitch a heavier weight and more dimensional stability.

Used in fabrics which require high dimensional stability.

QUEEN'S CORD

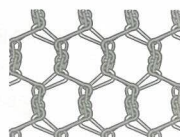


A stable fabric structure using the pillar stitch as the warp and long underlaps as the weft yarns.

Offers high dimensional stability comparable to woven fabrics.

Used in fabrics which require high dimensional stability.

RASCHEL



Produced on a raschel-knitting machine, Raschel fabrics are diverse in nature and come in a wide variety. Interesting textures and surface designs can be created by incorporating conventional or novelty yarns. They can have a fine or lace-like open construction, complex patterns or even piled textures.

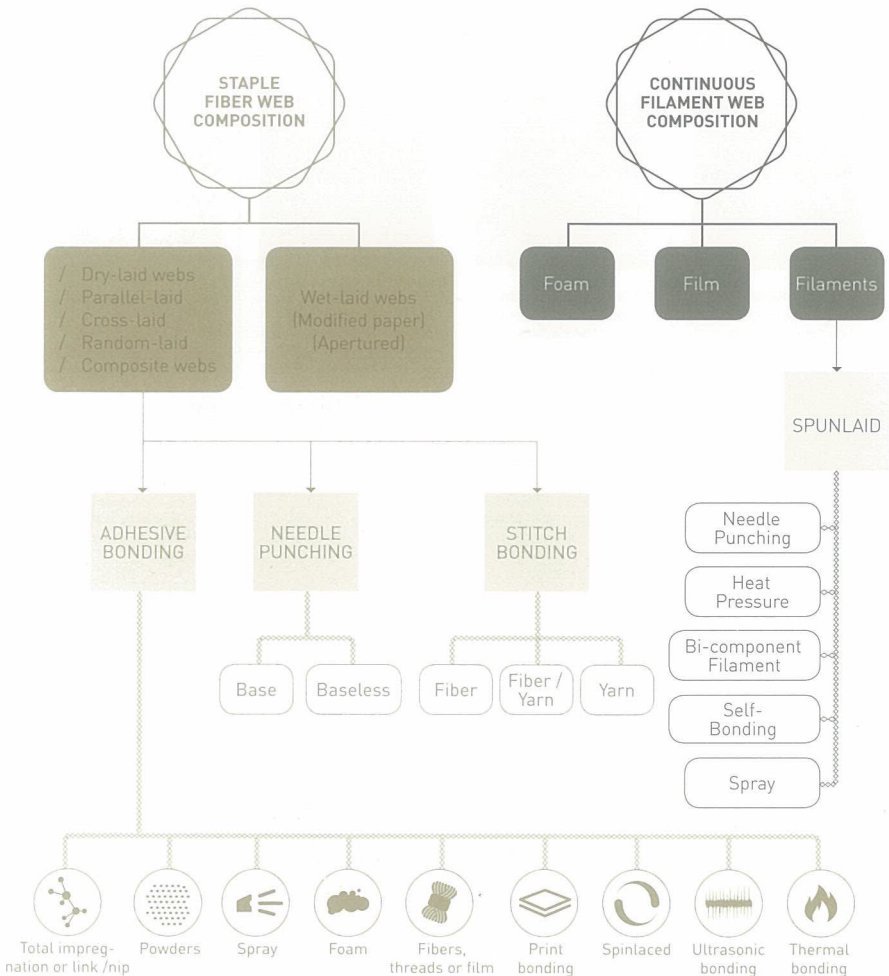
Highly versatile, Raschel knits can be either stretchy or stable, single-faced or reversible, and cover a broad selection ranging from lofty open structures to dense and compact fabrics.

Can be used for almost all sorts of garments.

NONWOVEN FABRIC


Nonwoven fabrics are not constructed by weaving, knitting, or interlacing yarn, but by directly entangling separate fibers, filaments, molten plastic or plastic film together, mechanically, thermally, chemically, or by solvent treatment, creating a bonded sheet or web structure that is usually flat and porous.

NONWOVEN FABRIC CLASSIFICATION



USES OF NONWOVEN FABRIC

MEDICAL



Surgical gowns



Surgical caps

Surgical drapes
and covers

Surgical masks

HYGIENE

Baby diapers /
nappiesBandages /
wound dressingsDisposable bath /
face towelsFeminine
hygiene products

FILTERS

Tea bags /
coffee bagsLiquid cartridge
and bag filtersGasoline, oil and air
filters; including
HEPA filtrationMineral
processing

GEOTEXTILES

Soil stabilizers
and roadway
underlaymentDrainage
systems

Frost protection

Agricultural
mulch

5.4 LEATHER

Leather is a type of material consisting of the skin of an animal made smooth and flexible by tanning, removing the hair, etc. It is a durable and flexible material with excellent resistance to abrasion and wind. Common leather sources are cattle, sheep, alligator, etc. Leather can be priced by number of pieces or by the subdivision of leather e.g. butt, bend, shoulder, head or belly. Products priced by piece rate have one price regardless of the sizes of the products. Products priced by the subdivision are generally priced by the yard or square foot and therefore the price varies according to the sizes of the products.

SUBDIVISIONS OF LEATHER

A . Butt

Best Value
13% of the hide

B . Bend

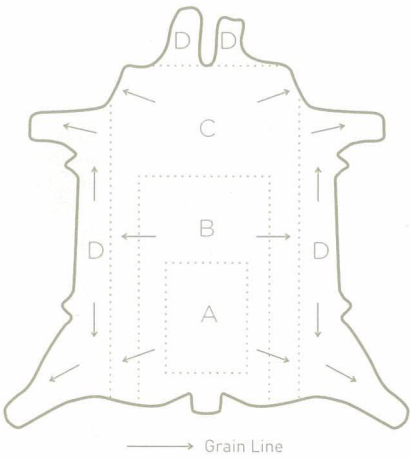
Good Value
30% of the hide

C . Shoulder













Fair Value
32% of the hide

D . Head, Belly

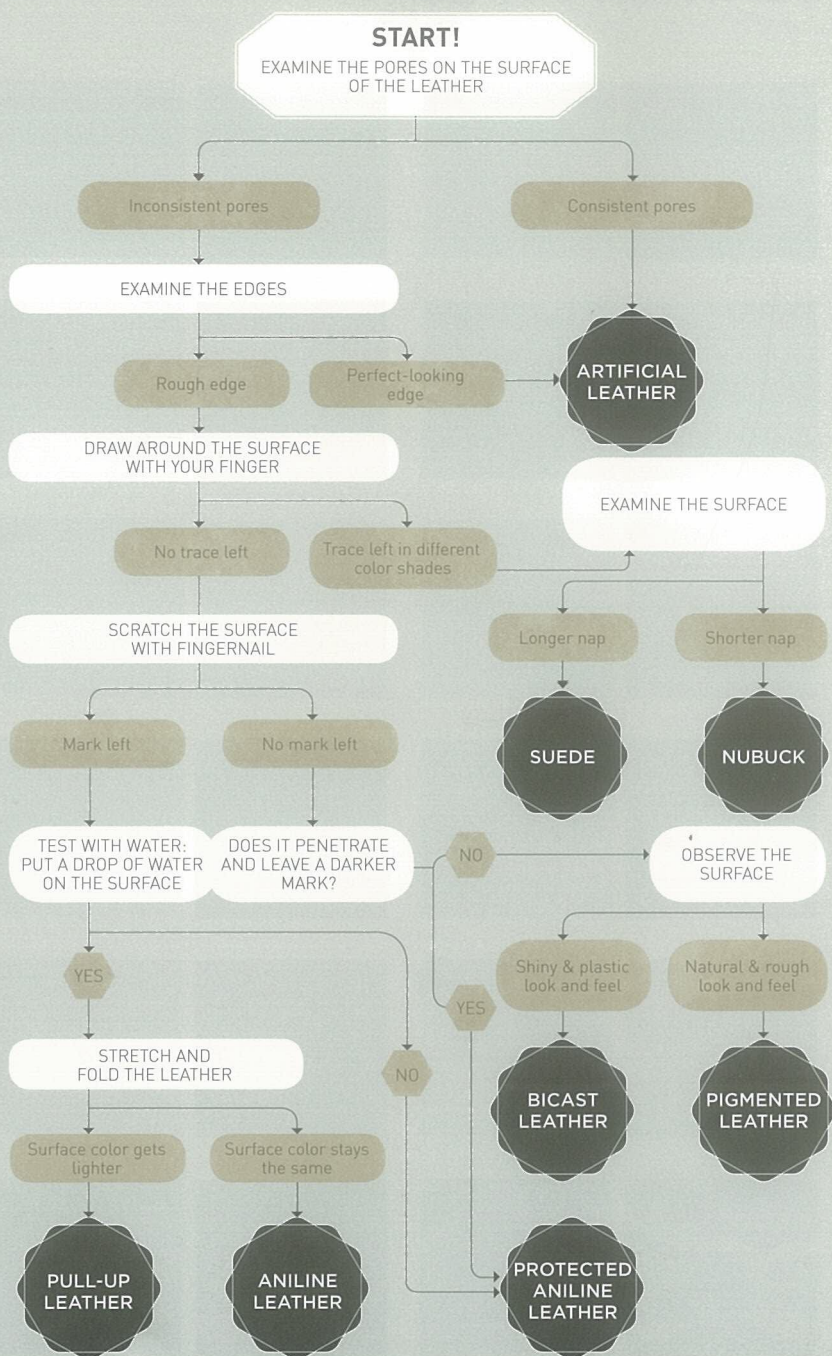
Poor Value
25% of the hide



THICKNESS SYSTEM CONVERSION

Ounces	Thickness	Ounces	Thickness
1	 0.4 mm	9	 3.6 mm
2	 0.8 mm	10	 4.0 mm
3	 1.2 mm	11	 4.4 mm
4	 1.6 mm	12	 4.8 mm
5	 2.0 mm	13	 5.2 mm
6	 2.4 mm	14	 5.6 mm
7	 2.8 mm	15	 6.0 mm
8	 3.2 mm		

LEATHER IDENTIFICATION



LEATHER TYPES



Cattle



Most leather is made of cattle skin, structure varies across the whole hide, strong.



Calf




Slightly rubbery, fine grain, little variation across the skin.



Buffalo



Strong, tough, rubbery feel, pebbly appearance, thick.



Goat



Strong, thin, fine grain, regular pattern, papery feel.



Sheep



Good heat insulation. Thin, soft, loose fibrous structure. Loose grain surface and light substance with soft feel, very porous. Low durability.



Lamb



The softest, thinnest, most supple type of skin. Buttery texture and finely grained. Elastic, very form-fitting, stretches well and tends to reshape after wearing.



Deer



Tough, soft, supple, very stretchy. Washable and abrasion resistant.



Elk



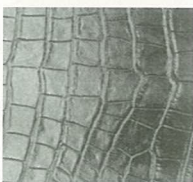
Similar to deerskin except very heavy and much thicker.



Pigskin



High breathability. Soft, thin, supple, durable, relatively tough with tight grain. Common hide for suede.



Alligator



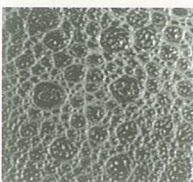
Thick in the bend and thin in the belly and limbs. Scaly, supple (belly), tough, durable.



Snake



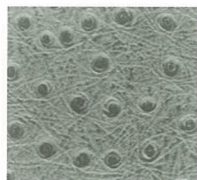
Great variation depending on the type of snake, distinctive pattern, lightweight, strong, papery feel.



Frog / Toad



Lightweight, thin, strong, great variation depending on the type of the species.



Ostrich




One of the finest and most durable types of skins in the world. Unique bumpy texture. Flexible, pliable, durable and soft, very strong.



Kangaroo




Very strong (10 times the tensile strength of cowhide and is 50% stronger than goatskin), thin, lightweight, uniform fiber structure.



Salmon



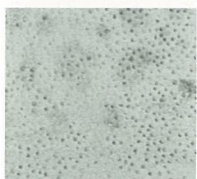
Fine scales, pliable, strong and elegant looking. The most popular fish leather.



Perch



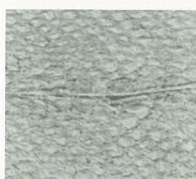
Sourced from the Nile. Thick, large and soft round scales.



Wolffish



Smooth skin, scaleless. Easily recognizable thanks to its dark spots and 'stripes' which are due to the friction of marine rocks.



Cod



Its skin has finer scales than salmon, but its texture is more varied, sometimes smooth and sometimes rough.



Eel



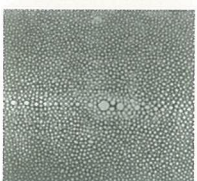
Very smooth in touch with an elegant horizontal pinstripe-like pattern. Lightweight, supple, incredibly strong. Sewn together to create a leather panel.



Tilapia



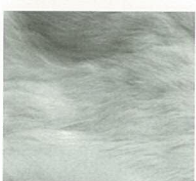
Compared with salmon skin, the pattern of tilapia leather is more beautiful, but the skins are smaller in size.



Stingray




Distinctive pattern. Highly durable (25 times more durable than cowhide) and has a unique supple texture.



Rabbit




Small in size, thin and fragile.



Lizard



Strong, lightweight, papery feel and thin.



Horse



Tough, thin, non-uniform quality, stretches well. Commonly used for making shoes.

5.5 LACE

Made of yarn or thread, lace is a delicate handmade or machine-produced fabric with an open web-like pattern. It was originally made from linen, silk, gold or silver threads. Today it is more often produced using cotton thread, though it is still available in linen and silk thread versions. Synthetic fibers may be used in manufactured lace.

A number of factors determine the quality of lace, including the fineness of yarns, number of yarns per square inch, density of background net, and the intricacy of the pattern or design.

CLASSIFICATION OF LACE



HANDMADE LACE

NEEDLE POINT LACE	ROBBIN LACE	CROCHETED LACE	TAPE LACE
● Alençon	● Torchon	● Hairpin	● Battenberg
● Point de gaze	● Blonde	● Filet crochet	● Mezzopunto
● Filet / Lacis	● Chantilly	● Broomstick lace	● Princess
● Carrick-macross	● Lillie	● Irish crochet & more	● Renaissance
● Point de Venise	● Valenciennes		● Romanian point
● Point de France	● Antwerp		● Branscombe & more
● Buratto	● Mechlin		
● Teneriffe & more	● Maltese		
	● Honiton		
	● Bruges		
	● Brussels & more		



MACHINE-MADE LACE

LEAVERS LACE	RASCHEL KNIT LACE	CHEMICAL LACE
--------------	-------------------	---------------

The lace machine was developed to speed up the lace making process. In 1818, John Leavers developed a machine that made patterns and the background net simultaneously. A card system, similar to the technique used on card jacquard looms, made it possible to produce intricate designs with the leaver machine.

The Leavers machine consists of warp yarns and oscillating bobbins that are set in frames called carriages. The carriages move back and forth with the bobbins swinging around the warp to form a pattern. Leavers lace is fairly expensive, depending on the quality of yarns used and the intricacy of the design.


Raschel knitting machines use the warp knitting technique to make patterned lace that looks similar to Leavers lace. Raschel lace can be made at much higher speeds and thus is less expensive to produce.

COMMON HANDMADE LACE



Alençon Needle Lace

Delicate, durable, needlepoint lace with solid designs outlined in cord on a sheer net ground. Traditionally handmade in Alençon, France, it nowadays has machine-made imitations with cords run in by hand.



Filet / Lacis Needle Lace

A type of handmade lace with a grid-like open mesh foundation. Patterns are created by filling selected squares on the knotted mesh ground using darning stitches.



Brussels Point de Gaze Needle Lace

Traditionally crafted with either needlepoint or pillow designs surrounded by a bobbin-made ground. Nowadays, the lace designs are made separately and appliquéd on a machine-made net ground.



Carrickmacross Needle Lace

Irish needlepoint lace using appliqué or guipure techniques. Created by layering sheer fabric with designs onto a plain, machine-made net, finished with buttonhole- or chain-stitch and trimming away material around the design.



Antwerp Bobbin Lace

Rare bobbin lace designed with flower motifs in baskets or pots. Formerly popular amongst Antwerp women for trimming caps.



Valenciennes Bobbin Lace

A fine bobbin lace worked in one single piece, forming both the design and ground with the same thread. Designs of florals and trailing patterns are fashioned on open, regular mesh, without any raised work or cordonnet.




Chantilly Bobbin Lace

A type of handmade bobbin lace which can be closely imitated by machines. The design is outlined by a cordonnet of thin, silky threads on a fine ground.




Honiton Appliqué Bobbin Lace

A usually machine-made lace, with motifs separately made and sewn to a net ground.



Honiton Guipure Bobbin Lace

Resembles Honiton appliqué bobbin lace, but with round, heavy motifs made up of fine braids, linked by needle-made braids.



Lille Bobbin Lace

Fine bobbin lace such as Mechlin, with outlined patterns in heavy, flat cordonnet. Sometimes dotted.



Maltese Bobbin Lace

Traditionally similar to the designs of Mechlin lace and Val lace. The modern-day version is a guipure lace with simple, geometric designs, incorporating the Maltese cross and dots.




Mechlin Bobbin Lace

Filmy bobbin lace on a hexagonal mesh net ground. The intricately woven design, traditionally of ornaments and flowers, is outlined with a flat, shiny cordonnet.




Torchon Bobbin Lace

Also known as beggar's lace or peasant lace, it is a coarse and durable bobbin lace made from wither linen or cotton thread.



Filet Crochet

Uses only two crochet stitches - the chain stitch and the double crochet stitch - resulting in a grid-like pattern.



Battenberg Tape Lace

Coarse lace with designs created by bringing together linen braid or tape and linen thread. Can be both handmade and machine-made.



Bruges Tape Lace

Fine guipure tape lace produced with bobbins. Its fine woven version is used for dresses, while the coarse woven counterpart is used for curtains and table linen finishing.

COMMON MACHINE-MADE LACE




Leavers Lace

The intertwined lace structure is created on a Leavers machine with over 10,000 yarns that are set to make hoops with bobbins. The design is marked on a punching card called a Jacquard Card, which gives the machine instructions for moving the yarns in left-right directions to weave out the desired pattern.



Raschel Lace

Raschel lace has a similar appearance to Leavers lace, but the Raschel lace machine is actually a type of knitting machine, which creates designs and motifs in a warp-knit structure. The structure is entirely different from Leavers lace even when the same yarn is used. The Jacquard Card method and Chain Drum method are adopted to reflect the design and to feed it through the machine.



Chemical Lace

Chemical lace (also known as Schiffli lace) is a type of machine-made lace. The designed pattern is embroidered on a chemically-treated, soluble fabric, which is then immersed in a solution that completely dissolves the soluble fabric and leaves only the embroidered lace intact.

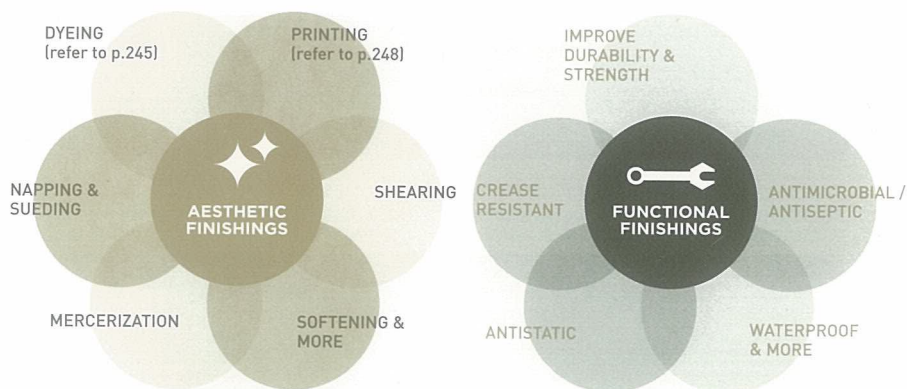
5.6 FINISHINGS

DYEING & PRINTING

In textile production, finishings refer to the treatments that convert greige goods (woven or knit fabrics fresh off the loom. See: Glossary) into a usable material for garment production. More specifically, it includes all processes carried out after dyeing the yarn or textile, which may involve improving the look, handfeel or performance of the finished fabric or garment. The exact meaning varies depending on the context.

Finishing processes may be performed both pre- and post-fabric production. Techniques such as bleaching and dyeing are carried out on the yarn before weaving, while other finishing processes are applied on woven or knitted grey cloths directly after they are taken off the loom (loom state textiles). Finishing techniques have been evolving throughout the history of textile production. Certain types, such as fulling, have been adopted in hand-weaving for centuries, while other more modern procedures, such as mercerization, were invented during the Industrial Revolution.






















DIFFERENT TYPES OF TEXTILE FINISHINGS



DYEING

Dyeing refers to the process of giving color to textile products, including fibers, yarns and fabrics. It is usually done in a special solution that contains the dye of the desired color and certain chemical materials, which create an uncut chemical bond between the dye molecules and fiber molecules once the dyeing process is complete. Dyeing has two key determining factors: temperature and time control. The two main types of dye are natural and synthetic.












































STAGES OF DYEING

STAGE OF MANUFACTURING	DYEING PROCESS	ADVANTAGES	DISADVANTAGES
RAW MATERIAL			
FIBER	PREFIBER DYEING	 excellent fastness	 high cost
		 good for hard-to-dye fibers	 cannot respond to rapid fashion change
YARN	FIBER DYEING	 good dye penetration	 high cost
		 considered high quality	 cannot respond to rapid fashion change
FABRIC	YARN DYEING used for structural design, e.g. plaids, stripes	 good dye penetration	 high cost
		 considered high quality	 cannot respond to rapid fashion change
SEWN PRODUCT	FABRIC DYEING	 low cost	 irregular color
		 quick response to fashion change	 continuous process may contribute to end-use problems
FINISHED GARMENT	SEWN PRODUCT DYEING	 low cost	 requires well-prepared materials
		 quick response to fashion change	 poor penetration  difficult to achieve consistent color for different parts

MAJOR DYE CLASSES

DYE CLASS	FIBER TYPE	DESCRIPTION	END-USES
DIRECT	CELLULOSIC	complete shade range; simple application; colors duller than basic or acid dyes	low quality apparel fabrics, lining, curtains
REACTIVE	CELLULOSIC PROTEIN	chemically reacts with the fiber forming covalent bonds; resulting in high color fastness; brilliant shades; higher cost	curtains, furnishings, apparel fabrics, toweling, sewing threads
VAT	CELLULOSIC	synthetic indigo invented in 1879; insoluble in water; best all-around fastness properties; expensive; incomplete shade range	high quality curtains, furnishing, shirts, towels, sewing threads
SULFUR	CELLULOSIC	after-treatment is required to prevent the fiber from becoming tender after oxidation of the sulfur; not bright enough in color shades; lower cost	primarily for cotton fabrics, most widely used black dye
AZOIC	CELLULOSIC	water-insoluble; complete shade range; provides an economical way to obtain certain shades, especially red shades	primarily for cotton fabrics
ACID	PROTEIN SYNTHETIC	water-soluble; applies to the fiber directly from solutions containing an acid (acetic, formic or sulfuric acid); complete color range; easy application	carpet yarns, dresses, suitings, overcoats, knitting yarns
MORDANT	PROTEIN	addition of chrome in the dyebath required; dull but has a wide range of color; best all-round fastness properties on wool	carpet yarns, dresses, suitings, overcoats, knitting yarn
BASIC	SYNTHETIC	fast dyeing and can easily be applied to acrylic fiber; complete and brilliant color range	furnishings, apparel fabrics
DISPERSE	SYNTHETIC	developed for acetate fiber (also known as acetate dyes); water-insoluble, good shade range	apparel fabrics, bed sheets, carpets


FASTNESS PROPERTIES

WASHING	CROCKING	LIGHT	PERSPIRATION	DRY CLEANING
				
		 poor on nylon		
	 depends on dye type & depth of shade			
 sensitive to chlorine bleach	 depends on shade, depth & after-treatment	 poor to fair for yellows and browns; excellent for darker colors		
	 depends on dyeing technique and after-treatment	 depends on type, shade and depth		
		 generally very good; range from poor to excellent		
		 depends on depth of shade and dyeing method		
				
 better on polyesters				

PRINTING

Textile printing refers to the process of adding colored, sharply defined patterns or designs to either the whole or certain parts of a fabric. It is related to dyeing, but dyeing involves uniformly covering the fabric with one color. The color in properly printed fabrics is bonded with the fiber, and is wash- and friction-resistant.

CLASSIFICATION OF PRINTING



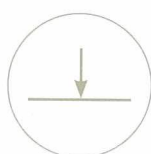
RESIST
PRINTING

- Batik
- Tie-Dyeing
- Ikat
- Plangi
- Spray Painting



DISCHARGE
PRINTING

- White Discharge Printing
- Color Discharge Printing



DIRECT
PRINTING*

- Block Printing
- Engraved Roller Printing
- Flat-Bed Screen Printing
- Rotary Screen Printing
- Transfer Printing (Dry)
- Transfer Printing
- Digital Printing (Wet)



OTHERS

- Flocking
- Yarn Printing
 - Warp Printing
 - Hank Printing

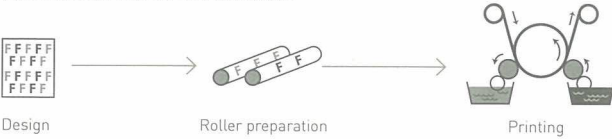
* Refer to the opposite page

PROCESS OF DIFFERENT DIRECT PRINTING METHODS

BLOCK PRINTING



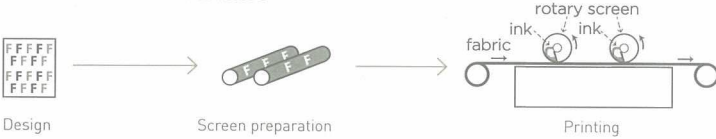
ENGRAVED ROLLER PRINTING



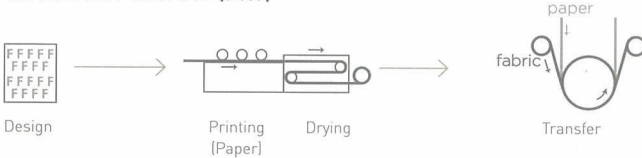
FLAT-BED SCREEN PRINTING



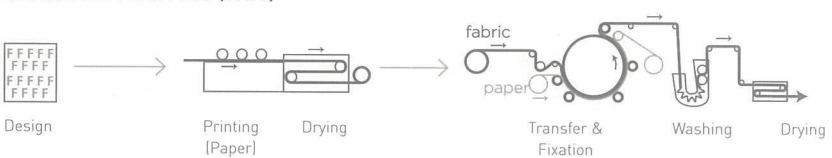
ROTARY SCREEN PRINTING



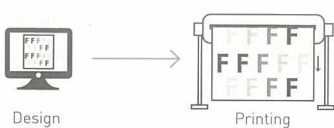
TRANSFER PRINTING (DRY)

















TRANSFER PRINTING (WET)



DIGITAL PRINTING




COMPARISON OF DIFFERENT DIRECT PRINTING METHODS

PRINTING METHOD	PRODUCTIVITY	CAPITAL COST	OPERATIVE SKILL LEVEL
BLOCK PRINTING		\$\$\$	
ENGRAVED ROLLER PRINTING		\$\$\$	
FLAT-BED SCREEN PRINTING		\$\$\$	
ROTARY SCREEN PRINTING		\$	
TRANSFER PRINTING (DRY)		\$	
TRANSFER PRINTING (WET)		\$\$	
DIGITAL PRINTING		\$\$\$\$\$	

DESIGN LIMITATIONS		FABRIC LIMITATIONS		
COMPLEXITY	PATTERN REPEAT SIZE	FABRIC WIDTH	MATERIAL	DYE UTILIZATION
★★ Depends on the skills of the block maker	★ Limited	★★★★★★ Wide width possible	★★★★★★ Unlimited	★★★★★★ Bright color
★★★★★★ Very fine details & tone effects	★★★ Limited (Max. 41 cm)	★★★★ Limited	★★★★★★ Unlimited	★★★★★ Duller colors than screen print
★★★★★ Fine details	★★★★★★ High	★★★★★★ Wide width possible	★★★★★★ Unlimited	★★★★★★ Bright color
★★★★★ Fine details	★★★★ Limited (Max. 100 cm)	★★★★★★ Wide width possible	★★★★★★ Unlimited	★★★★★★ Bright color
★★★★★★ Unlimited design	★★★★ Depends on the size of paper	★★★★★★ Wide width possible	★★★★ Better on synthetic fabrics	★★★★ 100% color saturation cannot be achieved
★★★★★★ Unlimited design	★★★★ Depends on the size of paper	★★★★★★ Wide width possible	★★★★ Better on synthetic fabrics	★★★★ 100% color saturation cannot be achieved
★★★★★★ Unlimited design	★★★★★ High (depends on the width of the printer)	★★★★★★ Wide width possible	★★★★ Better on synthetic fabrics	★★★★ 100% color saturation cannot be achieved

5.7 FABRIC PATTERNS



Pindot




Polka Dot




Coin Dot



Pinstripe



Chalk Stripe



Double Bead
Stripe




Shadow Stripe




Diagonal Stripe



Marine Stripe




Ticking




Tattersall




Windowpane
Check




Glen Plaid



Basketweave



Gingham Check



Nailhead Check



Harlequin
Check



Argyle



Tartan




Border Tartan



Houndstooth



Shepherd's
Check




Glen Plaid



Hexagon
Honeycomb




Herringbone



Caning



Scale



Quatrefoil



Trellis



Fret



Geometric

Zigzag /
Chevron

Ogee



Spiral



Brick Path




Fleur de Lis



Cheetah




Zebra



Giraffe



Leopard



Tiger



Peacock




Paisley



William Morris



Damask



Vintage Floral



Toile de Jouy



Ditsy



Retro



Op Art



Abstract



Art Nouveau



Camouflage



Fair Isle



Tropical



Ikat



Chinese



Indian



African



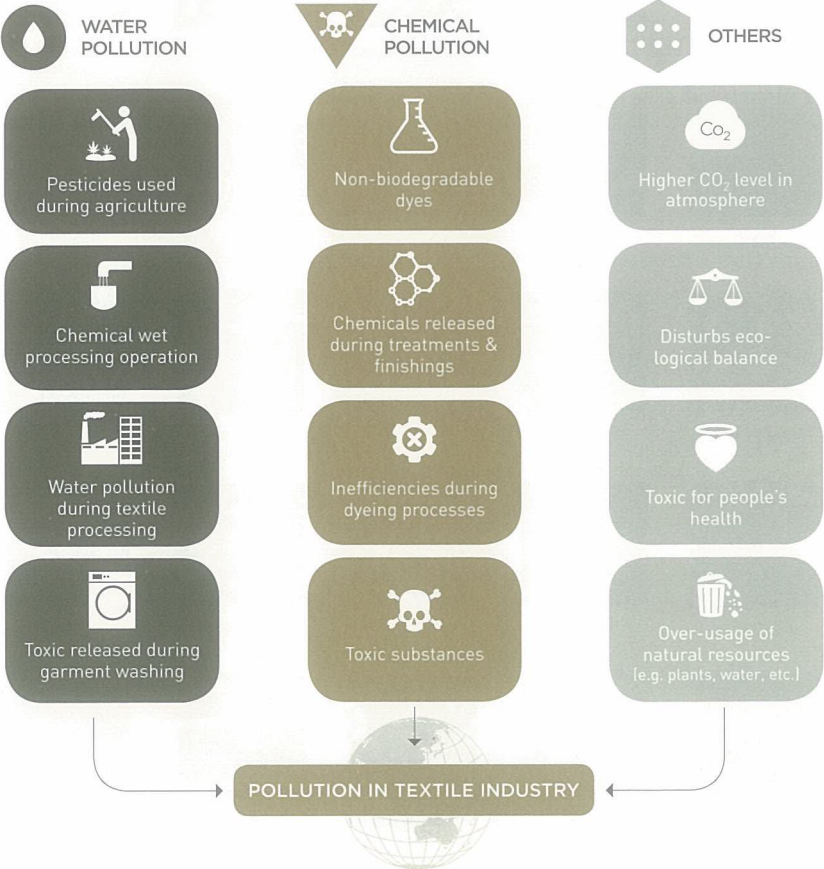
Arabic

5.8 ORGANIC TEXTILE

With an exceptionally high pollutant discharge level, the textile industry is amongst one of the most polluting industries in the world. According to surveys, textile waste consumes nearly five percent of all landfill space, while textile treatments and dyeing contribute to 20 percent of all fresh water pollution.

Nowadays, consumers have become more aware of environmental issues and seek eco-friendliness in apparel products. In order to minimize environmental degradation at every possible stage, textile and garment manufacturers are encouraged to re-examine the life cycle of their products. Various organic textile labels offer user-friendly guidelines for consumers to examine apparel products based on a benchmarked system.

WHY DO WE NEED ORGANIC CLOTHING?



ORGANIC TEXTILE LABELS



The Global Organic Textile Standard (GOTS)

www.global-standard.org

Aims at unifying the various existing standards and draft standards in the field of eco textile processing, and to define world-wide recognized requirements that ensure the organic status of textiles, from harvesting raw materials, through environmental and social manufacturing responsible up to labeling, in order to provide a credible assurance to end consumers.



Organic Content Standard (OCS)

www.textileexchange.org

A voluntary chain of custody standard that provides companies with a tool for third-party verification that a final product contains the accurate amount of a given organically grown material. Each organization along the supply chain must take sufficient steps to ensure the integrity and identity of the organic material input. It does not address the use of chemicals or any social or environmental aspects of production beyond the integrity of the organic material.



International Association of Natural Textile Industry (IVN) IVN Certified Best

www.naturtextil.com 

Aside from ecological production processes and premiums, it also requires low-pollutant, environmentally-friendly qualities, and humane production conditions of the textiles. A further prerequisite is the use of 100% certified organic fibers. The requirement of Naturtextil label is even stricter than the GOTS label.



International Association of Natural Textile Industry (IVN) IVN Natural Leather Standard

www.naturtextil.com 

Establishes the requirements for the production of high quality leathers, with 'high quality' benchmarked in terms of technical, ecological and human health parameters.



Oeko-Tex Standard 100

www.oeko-tex.com 

A global uniform testing and certification system for raw materials, intermediate and end product textiles at all stages of production. The certification covers multiple human-ecological attributes, including harmful substances which are prohibited or regulated by law, chemicals which are known to be harmful to health, but are not officially forbidden, and parameters which are included as a precautionary measure to safeguard health.



Bluesign Standard

www.bluesign.com

Instead of focusing on finished product testing, the bluesign standard analyzes all input streams – from raw materials to chemical components, to resources – with a sophisticated 'Input Stream Management' process. All components are assessed based on their ecotoxicological impact prior to production. Potentially harmful substances can thus be eliminated before production begins.



Cradle to Cradle Certified Product Standard

www.c2ccertified.org 

This certificate guides designers and manufacturers through a continual improvement process that looks at a product through five quality categories - material health, material reutilization, renewable energy and carbon management, water stewardship, and social fairness.

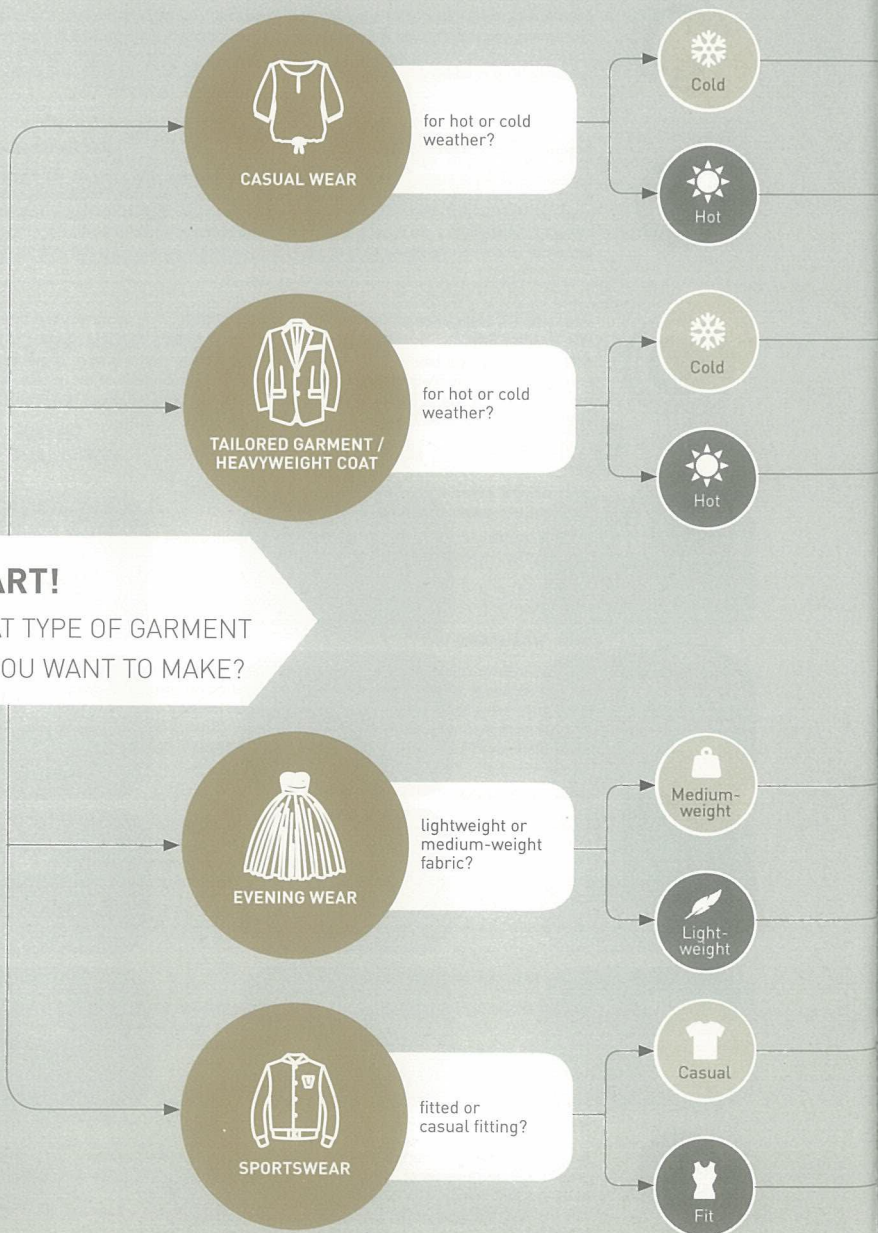


MADE-BY

www.made-by.org 

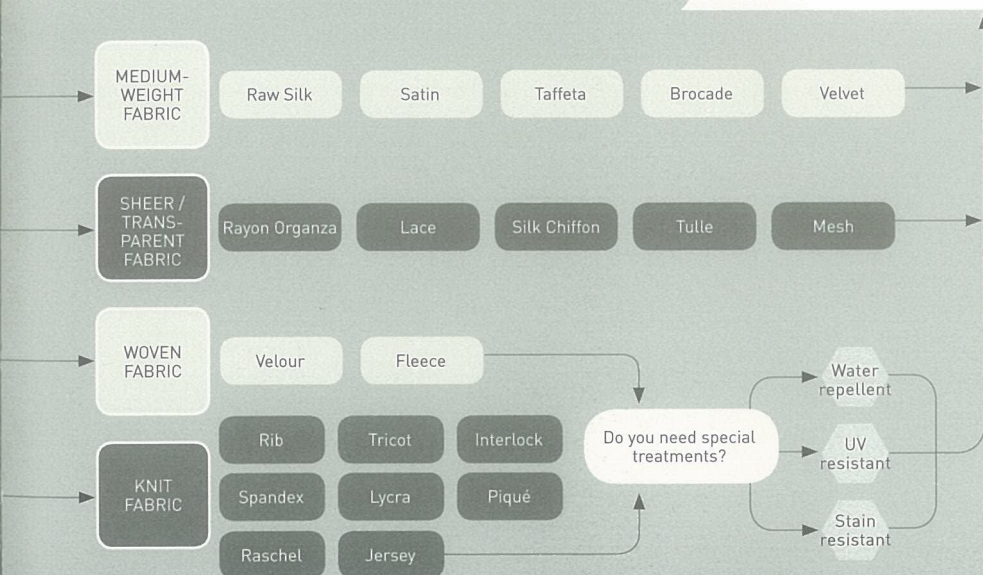
An umbrella label used by fashion brands and retailers to show consumers that their clothes are produced in a sustainable manner. The brands affiliated to MADE-BY use organic cotton and work with sewing factories that have a social code of conduct. The MADE-BY brands can be identified by means of a blue button, which indicates that the brand produces its collection in a people- and environment-friendly manner.

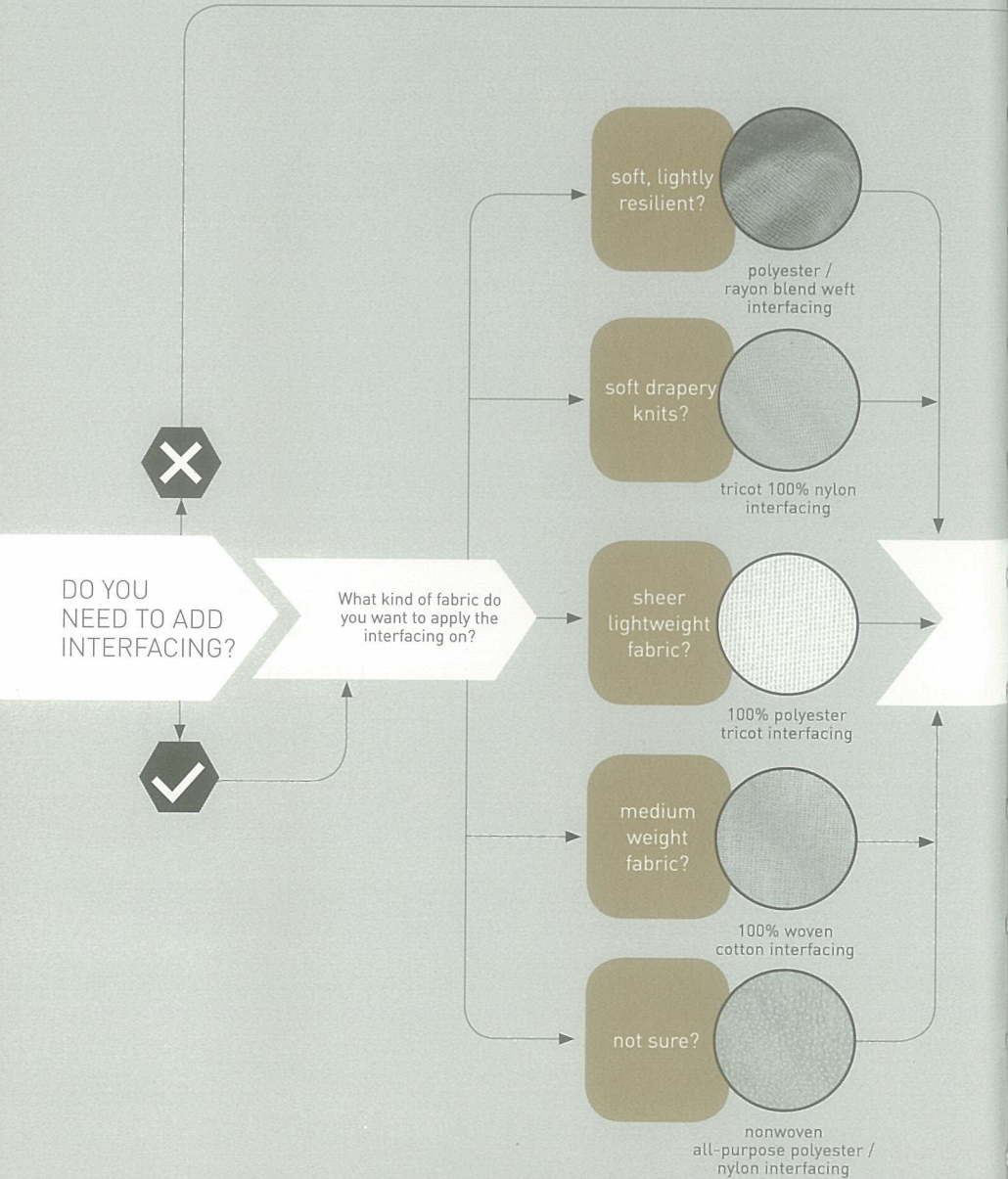
5.9 SUGGESTED GUIDE FOR FABRIC SELECTION

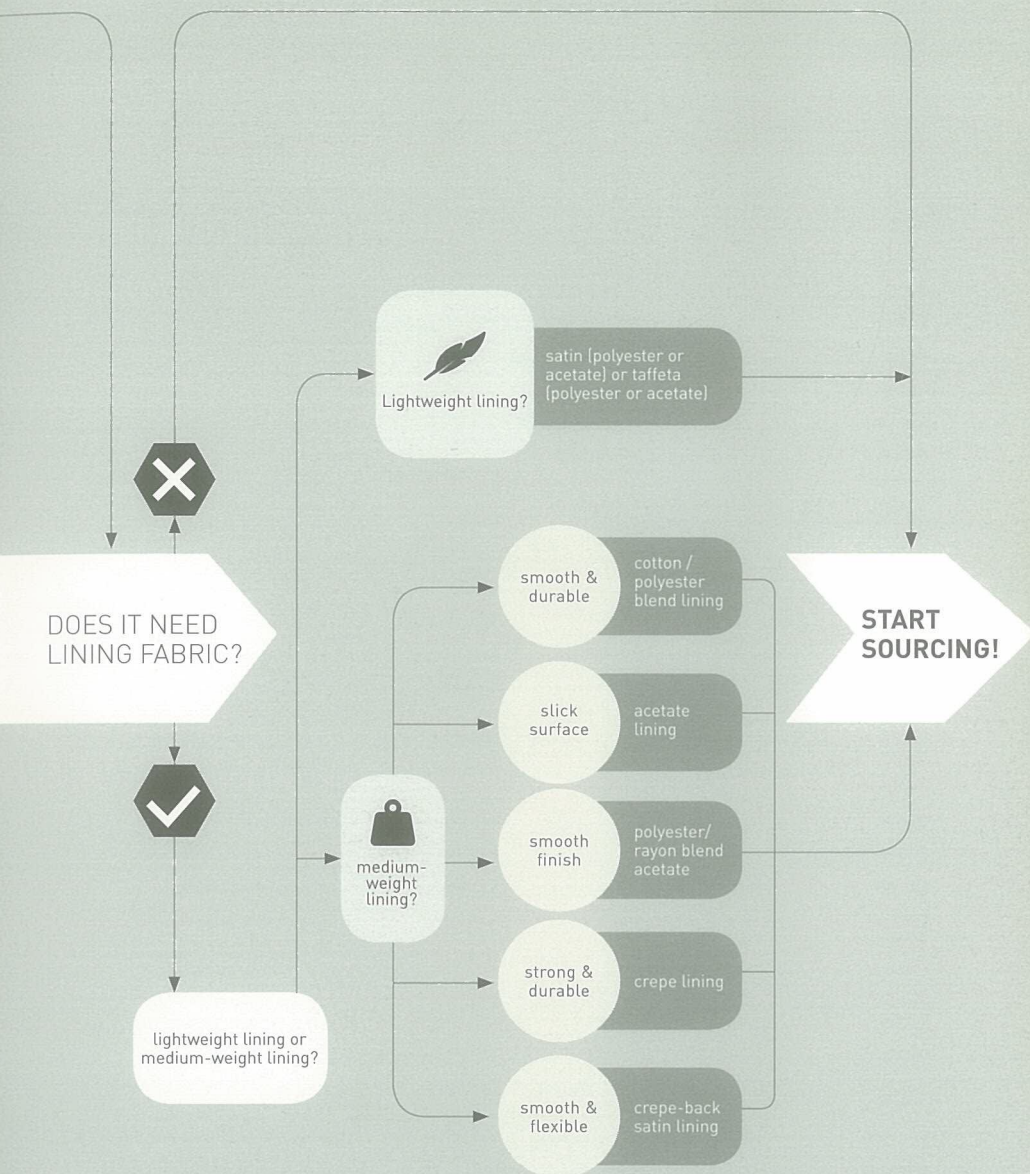




CONTINUE
ON THE NEXT PAGE







5.10 FABRIC DICTIONARY

Acrylic	/ warm, light, wool-like synthetic fabric	Diamante	fabric / fabric covered with glittering ornaments such as rhinestones or sequins
Aertex	/ trademark for a loosely woven cotton fabric that is used to make shirts and underwear	Diaper	/ cotton or linen fabric with a distinctive woven pattern of small repeated figures
Alpaca	/ thin glossy fabric made of the wool of an alpaca, or rayon, or cotton imitation	Dimity	/ strong cotton fabric with a raised pattern; used for bedcovers and curtains
Baize	/ bright green fabric napped to resemble felt	Doeskin	/ fine smooth soft woolen fabric
Basket Weave	/ cloth woven of two or more threads interlaced to form the weave of a basket	Drapery	/ cloth gracefully draped and arranged in loose folds
Batik	/ dyed fabric; a removable wax is used where the dye is not wanted; thin plain-weave cotton or linen fabric; used for shirts or dresses	Duck	/ heavy cotton fabric of plain weave; used for clothing and tents
Batiste	/ the material with which belts are made	Duffel	/ coarse heavy woolen fabric
Belting	/ fabric of uneven yarn that has an uneven knobby effect	Elastic	/ elastic fabric made of yarns containing an elastic material
Boucle	/ closely woven silk or synthetic fabric with a narrow crosswise rib	Etamine	/ soft cotton with an open mesh; used for curtains or clothing etc.
Broadcloth	/ densely textured woolen fabric with a lustrous finish	Faille	/ ribbed woven fabric of silk or rayon or cotton
Brocade	/ thick heavy expensive material with a raised pattern	Felt	/ fabric made of compressed matted animal fibers
Buckram	/ coarse cotton fabric stiffened with glue; used to stiffen clothing and bookbinding	Fiber	/ leather-like material made by compressing layers of paper or cloth
Bunting	/ loosely woven fabric used for flags, etc.	Flannel	/ soft light woolen fabric; used for clothing
Calico	/ plain unbleached weave fabric	Flannellette	/ cotton fabric imitating flannel
Cambric	/ finely woven white linen	Fleece	/ soft bulky fabric with deep pile; used chiefly for clothing
Camel hair	/ soft tan cloth made with the hair of a camel	Foulard	/ light plain-weave or twill-weave silk or silk-like fabric (usually with a printed design)
Camlet	/ fabric of Asian origin; originally made of silk and camel's hair	Frieze	/ heavy woolen fabric with a long nap
Camouflage	/ fabric dyed with spots of green, brown, black and tan to make the wearer hard to distinguish from the background	Fustian	/ strong cotton and linen fabric with a slight nap
Canopy	/ the umbrella-like part of a parachute that fills with air	Gabardine	/ firm durable fabric with a twill weave
Canvas	/ heavy closely woven fabric	Georgette	/ thin silk dress material
Cashmere	/ soft fabric made of the wool of the cashmere goat	Gingham	/ clothing fabric in a plaid weave
Cerectloth	/ waterproof waxed cloth once used as a shroud	Grogram	/ coarse fabric of silk mixed with wool or mohair and often stiffened with gum
Challis	/ soft lightweight fabric (usually printed)	Grosgrain	/ silk or silk-like fabric with crosswise ribs
Chambray	/ lightweight fabric woven with white threads across a colored warp	Haircloth	/ cloth woven from horsehair or camel hair; used for upholstery or stiffening in garments
Chenille	/ heavy fabric woven with chenille cord	Herringbone	/ twilled fabric with a herringbone pattern
Chiffon	/ sheer fabric of silk or rayon	Homespun	/ rough loosely woven fabric made with homespun yarn
Chino	/ coarse twilled cotton fabric used for uniforms	Hopsacking	/ loosely woven coarse fabric of cotton or linen
Chintz	/ brightly printed and glazed cotton fabric	Horsehair	/ fabric made from horsehair fibers; used for upholstery
Coating	/ heavy fabric suitable for coats	Khaki	/ sturdy twilled cloth of a yellowish brown color used especially for military uniforms
Corduroy	/ cut pile fabric with vertical ribs; usually made of cotton	Knit	/ fabric made by knitting
Cotton	/ fabric woven from cotton fibers	Lace	/ delicate decorative fabric woven in an open web of symmetrical patterns
Canton Flannel	/ stout cotton fabric with nap on only one side	Lame	/ fabric interwoven with metallic threads
Crepe	/ soft thin light fabric with a crinkled surface	Leatherette	/ fabric made to look like leather
Cretonne	/ unglazed heavy fabric; brightly printed	Linen	/ fabric woven with fibers from the flax plant
Crinoline	/ stiff coarse fabric used to stiffen hats or clothing	Linsey-Woolsey	/ rough fabric of linen warp and woolen welt
Damask	/ fabric of linen, cotton, silk or wool with a reversible pattern woven into it	Lint	/ cotton or linen fabric with the nap raised on one side; used to dress wounds
Denim	/ coarse durable twill-weave cotton	Lisle	/ fabric woven with lisle thread
		Mackinaw	/ heavy woolen cloth heavily napped and felted, often with a plaid design

Mackintosh	/ lightweight waterproof (usually rubberized) fabric	Serge	/ twilled woolen fabric
Madras	/ light patterned cotton cloth	Shag	/ fabric with long coarse nap
Marseille	/ strong cotton fabric with a raised pattern; used for bedspreads	Shantung	/ heavy silk fabric with a rough surface (or a cotton imitation)
Mohair	/ fabric made with yarn from the silky hair of the Angora goat	Sharkskin	/ smooth crisp fabric
Moire	/ silk fabric with a wavy surface pattern	Sheeting	/ fabric from which bed sheets are made
Moleskin	/ durable cotton fabric with a velvety nap	Shirting	/ any various fabrics used to make men's shirts
Monk's Cloth	/ heavy cloth in basketweave	Shirttail	/ fabric forming the tail of a shirt
Moquette	/ thick velvety synthetic fabric used for carpets and soft upholstery	Silesia	/ sturdy twill-weave cotton fabric; used for pockets and linings
Moreen	/ heavy fabric of wool (or cotton) used especially in upholstery	Silk	/ fabric made from the fine threads produced by certain insect larvae
Motley	/ multi-colored woolen fabric woven of mixed threads in the 14th to 17th centuries in England	Spandex	/ elastic synthetic fabric
Muslin	/ plain-woven cotton fabric	Sponge Cloth	/ any soft porous fabric (especially in a loose honeycomb weave)
Nankeen	/ durable fabric formerly loomed by hand in China from natural cotton having a yellowish color	Stammel	/ coarse woolen cloth formerly used for undergarments and usually dyed bright red
Net, Mesh	/ an open fabric woven together at regular intervals	Suede	/ fabric made to resemble suede leather
Ninon	/ fine strong sheer silky fabric made of silk or rayon or nylon	Suiting	/ fabric used for suits
Nylon	/ synthetic fabric	Swan's Down	/ soft woolen fabric used especially for baby clothes
Oilcloth	/ cloth treated on one side with a drying oil or synthetic resin	Taffeta	/ crisp smooth lustrous fabric
Olive Drab	/ cloth of an olive-brown color used for military uniforms	Tammy	/ plain-woven (often glazed) fabric of wool or wool and cotton used especially formerly for linings and garments and curtains
Organza	/ fabric made of silk or a silk-like fabric that resembles organdy	Tapa	/ paper-like cloth made in the South Pacific by pounding tapa bark
Paisley	/ soft wool fabric with a colorful swirled pattern of curved shapes	Tapestry	/ heavy textile with woven design; used for curtains, upholstery
Panting	/ any fabric used to make trousers	Tartan	/ cloth having a crisscross design
Percalé	/ fine closely woven cotton fabric	Terry	/ pile fabric (usually cotton) with uncut loops on both sides; used to make bath towels and bath robes
Pilot Cloth	/ thick blue cloth used to make overcoats and coats for sailors etc.	Ticking	/ strong fabric used for mattresses and pillow covers
Pina Cloth	/ fine cloth made from pineapple fibers	Towelting	/ any fabrics (linen or cotton) used to make towels
Pique	/ tightly woven fabric with raised cords	Tweed	/ thick woolen fabric used for clothing; originated in Scotland
Plush	/ fabric with a nap that is longer and softer than velvet	Twill	/ cloth with parallel diagonal lines or ribs
Polyester	/ any of a large class of synthetic fabrics	Velcro	/ (trademark) nylon fabric used as a fastening
Pongee	/ soft thin cloth woven from raw silk (or an imitation)	Velours	/ heavy fabric that resembles velvet
Poplin	/ lightweight plain-woven fabric with a corded surface	Velvet	/ silky densely piled fabric with a plain back
Print	/ fabric with a dyed pattern pressed onto it (usually by engraved rollers)	Velveteen	/ usually cotton fabric with a short pile imitating velvet
Quilting	/ material used for making a quilt, or fabric with such patterned stitching	Vicuna	/ soft wool fabric made from the fleece of the vicuna
Rayon	/ synthetic silk-like fabric	Viyella	/ (trademark) a fabric made from a twilled mixture of cotton and wool
Rep, Repp	/ fabric with prominent rounded crosswise ribs	Voile	/ light semi-transparent plain-weave fabric
Sackcloth	/ coarse cloth resembling sacking	Waterproof	/ any fabric impervious to water
Sacking	/ coarse fabric used for bags or sacks	Web	/ fabric (especially a fabric in the process of being woven)
Sailcloth	/ strong fabric (such as cotton canvas) used for making tents and sails	Webbing	/ strong fabric woven in strips
Samite	/ heavy silk fabric (often woven with silver or gold threads); used to make clothing in the Middle Ages	Whipcord	/ strong worsted or cotton fabric with a diagonal rib
Sateen	/ cotton fabric with a satiny finish	Winsey	/ (British) a plain or twilled fabric of wool and cotton used especially for warm shirts or skirts and pajamas
Satin	/ smooth fabric of silk or rayon; has a glossy face and a dull back	Wire Cloth	/ fabric woven of metallic wire
Screening	/ fabric of metal or plastic mesh	Wool	/ fabric made from the hair of sheep
Scrim	/ firm open-weave fabric used for a curtain in the theater	Worsted	/ woolen fabric with a hard textured surface and no nap; woven of worsted yarns
Seersucker	/ light puckered fabric (usually striped)	Yoke	/ fabric comprising a fitted part at the top of a garment

THEY SAID
PRÊT-À-PORTER
WILL KILL YOUR
NAME, AND IT
SAVED ME.

/ PIERRE CARDIN

6.1

PRODUCT DEVELOPMENT

AND WHERE YOU SHOULD REFER TO IN THIS BOOK

PLANNING

DEVELOPMENT

1

EVALUATE MERCHANDISE MIX

P.30

- Classify of product type by: color, style, product type, material, etc.
- Classify products into groups, categories, subcategories, etc.

2

MERCHANDISE FORECAST

P.30

P.318

- Sales history
- Selling periods
- Product types
- Price points
- Size ranges

3

MERCHANDISE BUDGET PLANNING

- Costs & price ranges
- Discounts
- Markups

4

MERCHANDISE ASSORTMENT PLANNING

- Basic stock
- Replenishment

5

UPDATE MERCHANDISE PLANNING DURING LINE DEVELOPMENT

- Update budgets
- Update assortments
- Develop delivery plans

1

CONCEPT DEVELOPMENT

P.10

- Integrate current trends
 - / economic
 - / social
 - / cultural
 - / technological
 - / demographic
 - / lifestyle
 - / target market evaluation

- Describe fashion trends

P.146

- / color
- / line & silhouette P.28
- / detail
- / pattern & print
- / fit
- / style P.17

- Establish line direction

P.165

- / color palette
- / styling guidelines (including accessories)
- / styles P.17

P.204

- Describe materials

- / fiber content
- / yarn type
- / fabric structure
- / finishing

- Identify group concepts

- / separates
- / related separates
- / coordinates

- Analyze current line

- / continued styles
- / modified styles
- / new designs
- / fashionable & basic items

PRESENTATION

2

PRODUCT DEVELOPMENT

- Develop designs
 - / design sketches
 - / first patterns
 - / design specifications
 - / fit standards
 - / material descriptions
 - / embellishments
- Create design prototypes
 - / review prototypes
 - / style testing
 - / fitting evaluation
 - / fabric evaluation
 - / evaluate assembly methods
- Revise pattern prototypes until perfection

3

LINE ADOPTION

- Assign styles / sizes / colors / materials to line plan
- Balance product assortments
 - / variety
 - / volume
 - / diversity
 - / allocation
- Produce samples for fashion show / photo shoot / catalog

4

TECHNICAL DESIGN DEVELOPMENT

- Perfect styling and fit
- Engineer production patterns & grading
- Develop & test styles / quality specifications
 - / styling
 - / fit
 - / materials
 - / assembly methods

1

INTERNAL

- Review for adoption
 - / line concept
 - / image strategy
 - / categories
 - / design specs & costing
 - / pricing strategy

2

WHOLESALE

- Line preview
 - / line concept
 - / image strategy
 - / assortment strategy
 - / style appeal
 - / marketing strategy
 - / pricing strategy
 - / visual merchandising
- Line / Style release
 - / fashion shows
 - / wholesale markets
 - / sales presentations
 - / trunk shows


3

RETAIL

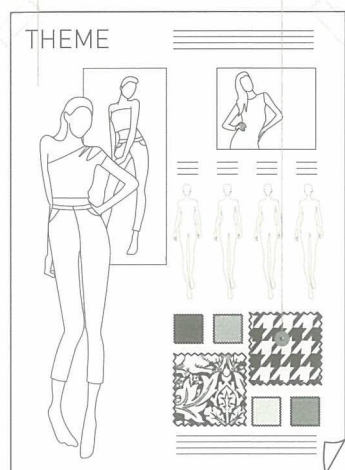
- Marketing
 - / press release
 - / catalog
 - / television
 - / magazine / multi-media
 - / social media / blog / facebook / instagram, etc.
- Visual merchandising
 - / lighting
 - / signage
 - / floor plan
 - / window and props display
- Labels & packaging
- Customer service

6.2 DESIGN STUDIO AND FACTORY

WHAT'S INSIDE A DESIGN STUDIO?



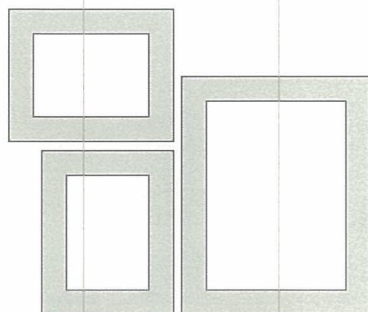
Theme Board




Fabric Swatch

Fashion Reference Books

Clothes Rack




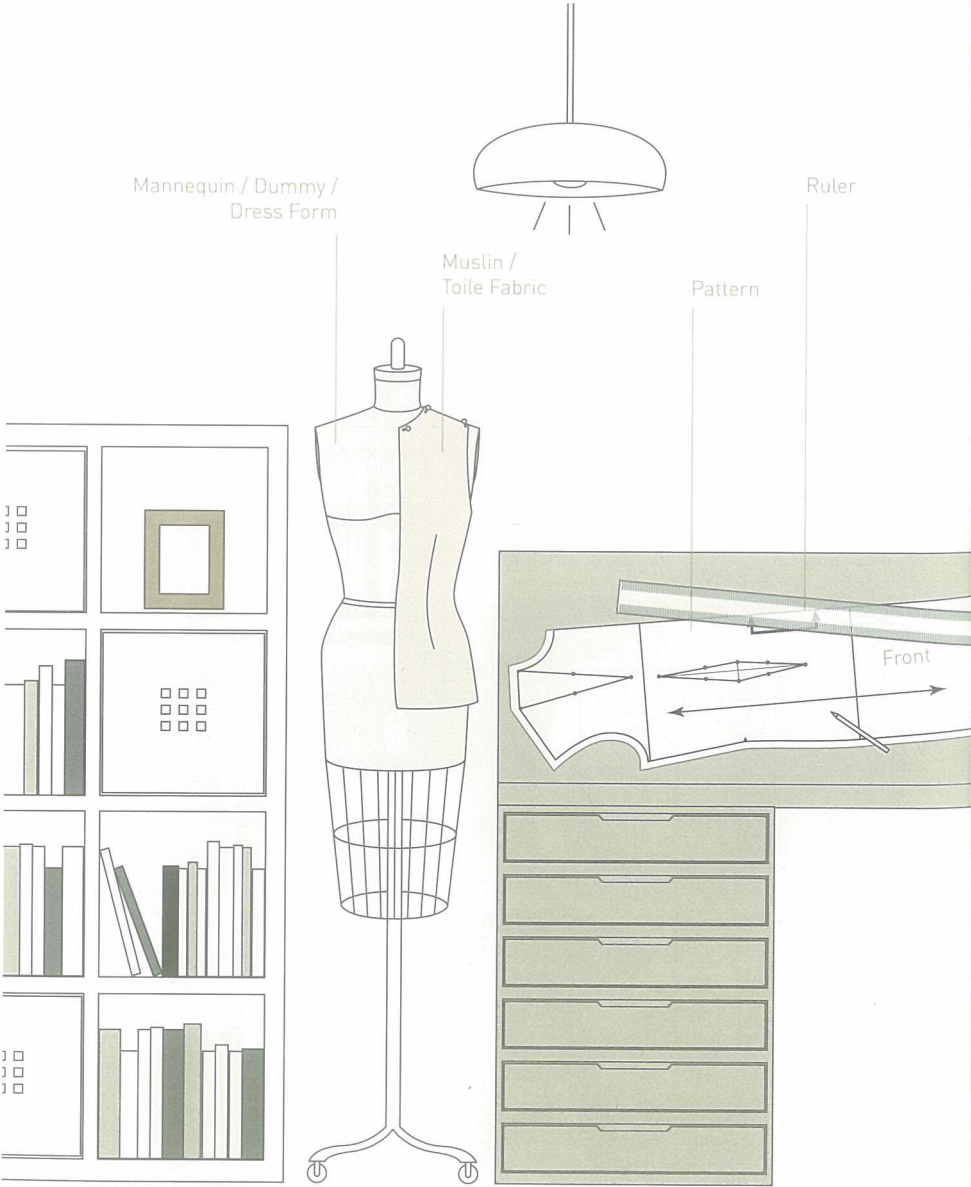
Trend Reports



Fabric Swatches

Garment Samples



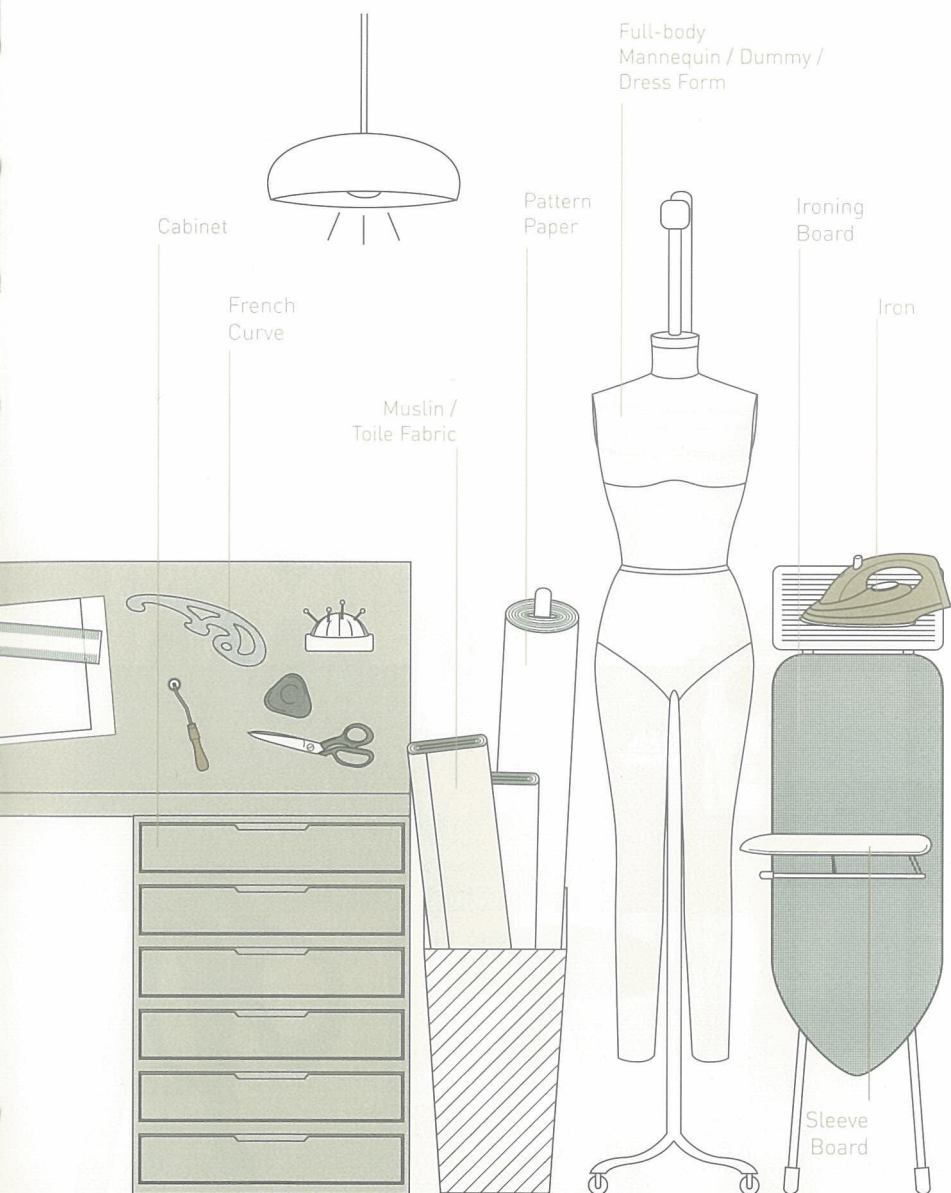


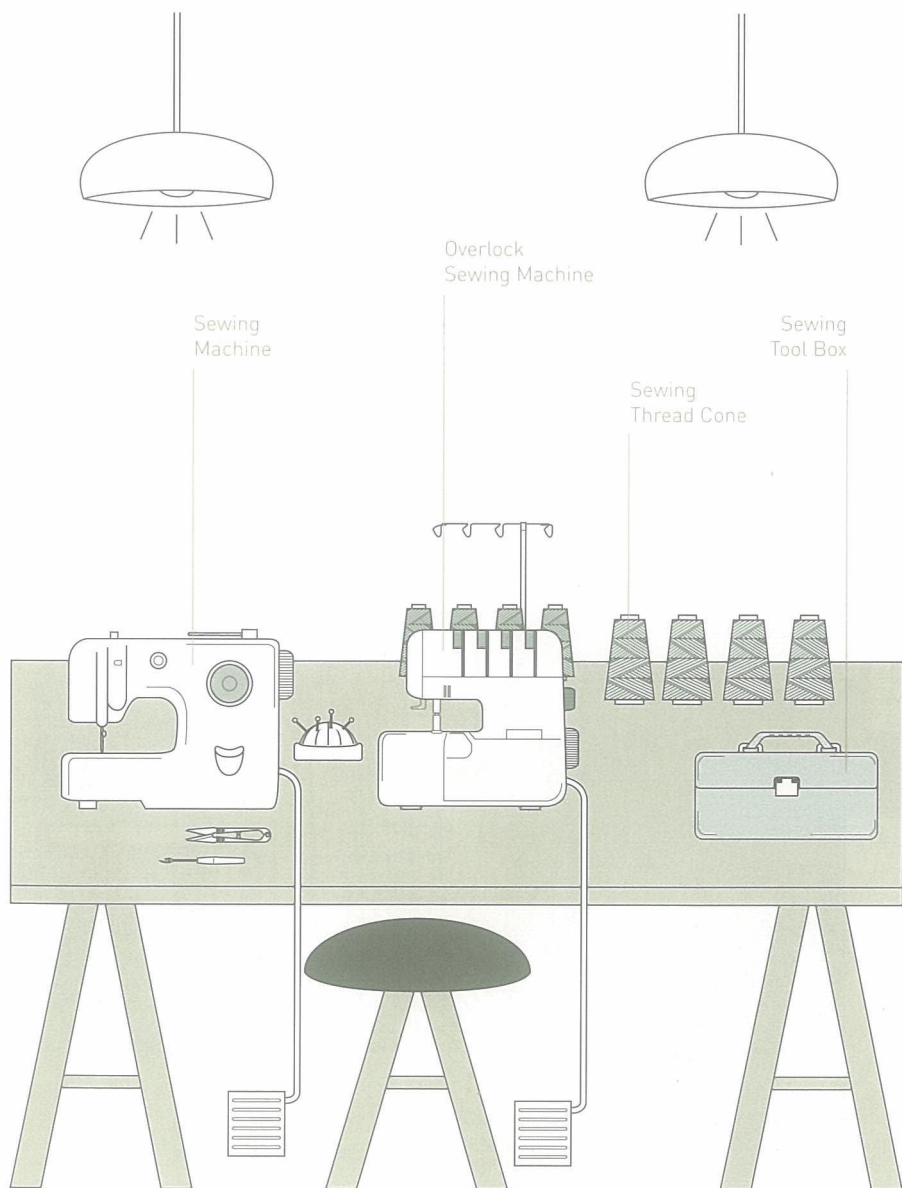
Mannequin / Dummy /
Dress Form

Mulin /
Toile Fabric

Ruler

Pattern





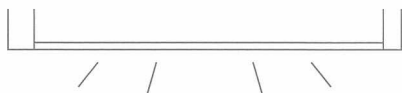
SEWING TOOL BOX

WHAT'S INSIDE?



WHAT'S INSIDE A GARMENT FACTORY?

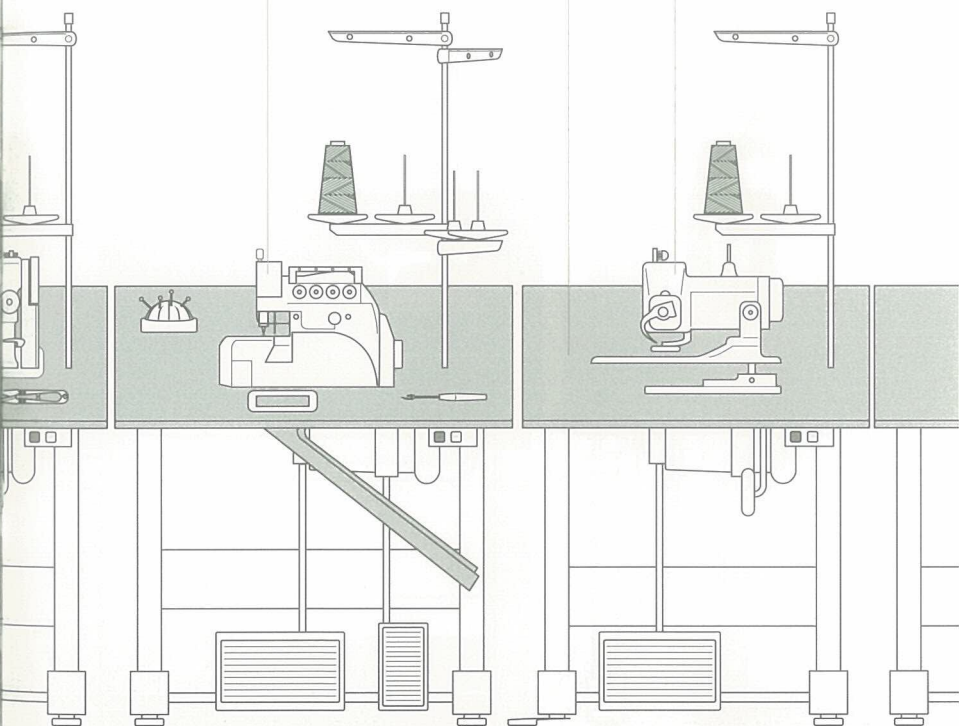


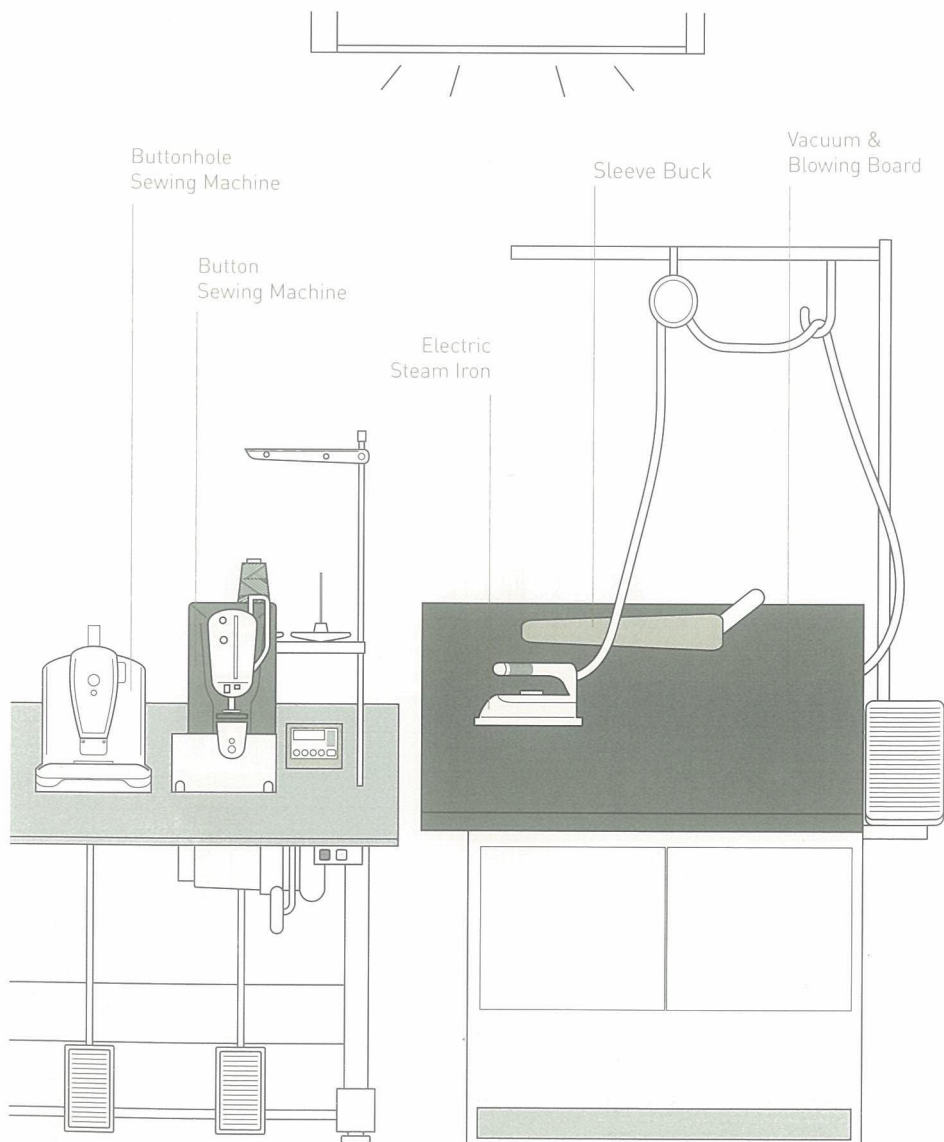


Industrial
Overlock
Sewing Machine

Blind Stitch
Hemming Machine

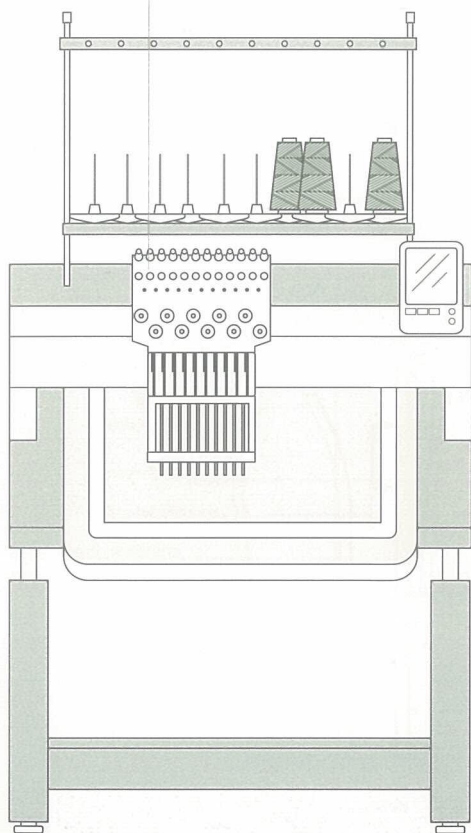
Industrial
Machine Table
with Motor



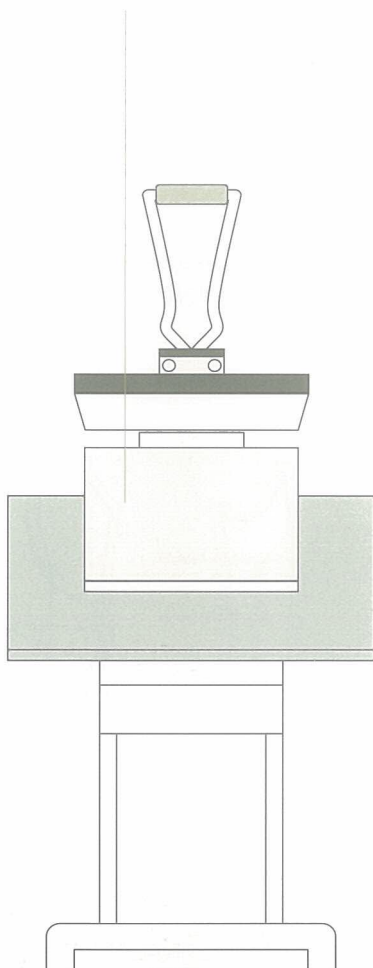




Embroidery Machine

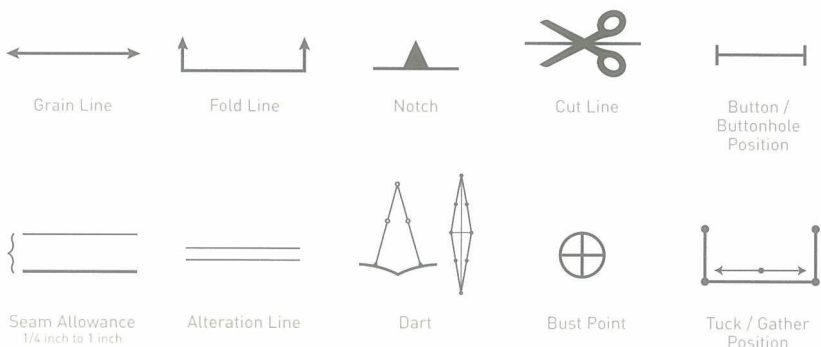


Heat Transfer Machine

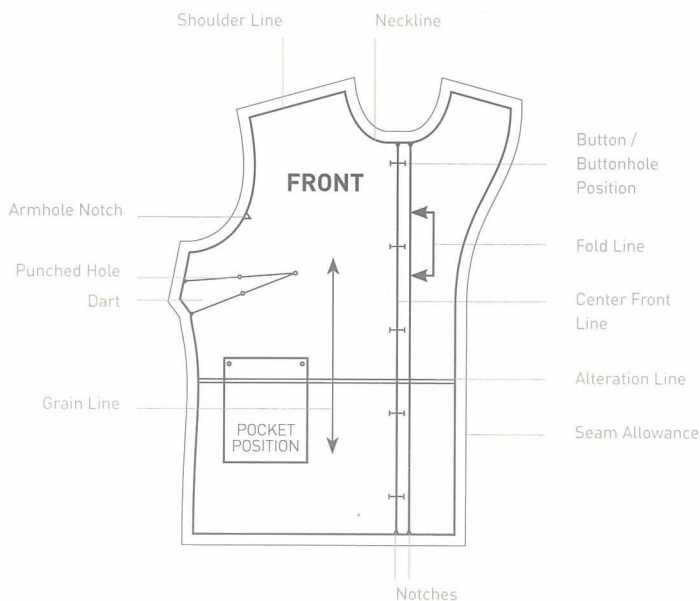


6.3 FLAT PATTERN

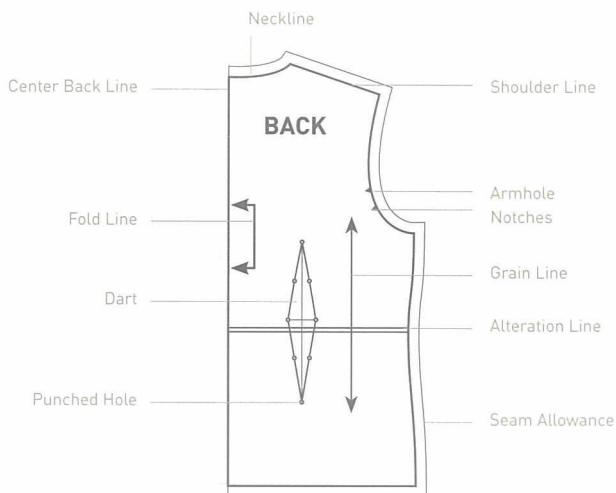
PATTERN MARKINGS



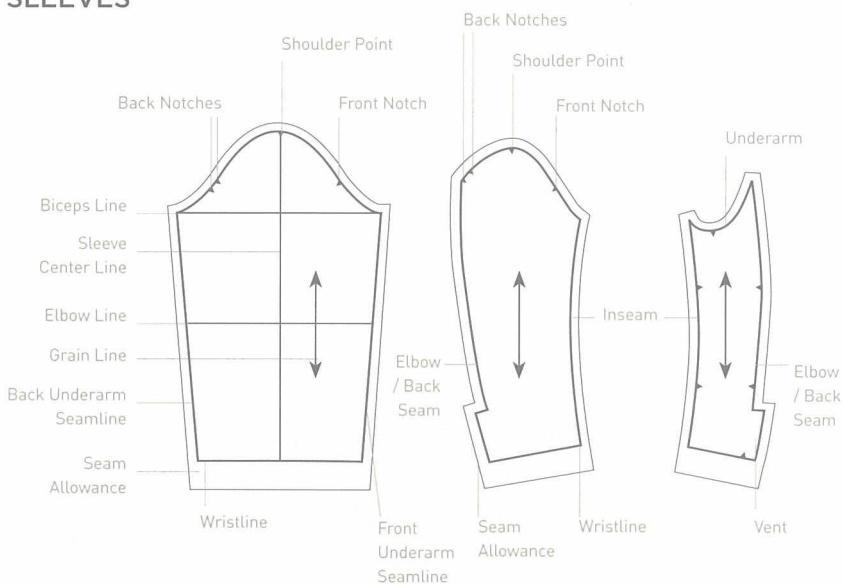
PATTERN MARKINGS ON FRONT BODICE



PATTERN MARKINGS ON BACK BODICE



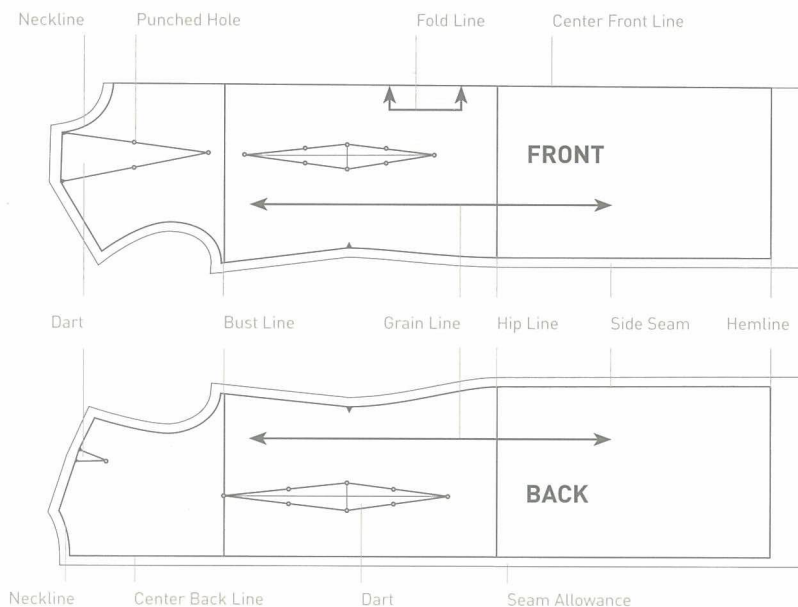
PATTERN MARKINGS ON SLEEVES



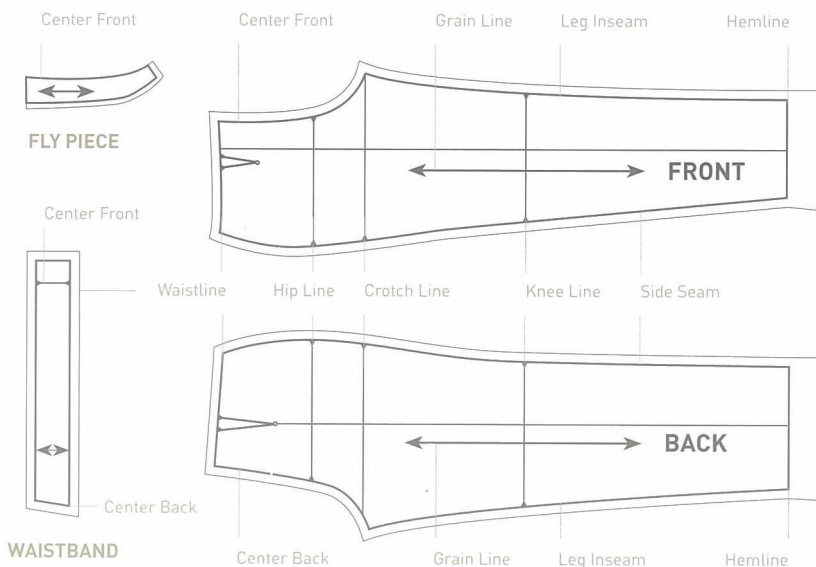
ONE-PIECE SLEEVE

TWO-PIECE SLEEVE

PATTERN MARKINGS ON DRESSES



PATTERN MARKINGS ON PANTS



DUMMY ANATOMY



FRONT



SIDE



BACK

- 1 Center Front (CF)
- 2 Center Back (CB)
- 3 Front Waist
- 4 Back Waist
- 5 Bust Points

- 6 Center Front Bust Level
- 7 Side Front
- 8 Side Back
- 9 Mid-armhole
- 10 Shoulder Line

- 11 Armhole Plate
- 12 Side Seam (SS)
- 13 High Point Shoulder
- 14 Horizontal Balance Line

6.4 SEWING DETAIL

DARTS



Vertical Dart



Bust Dart



Center Dart



Armhole Dart



French Dart



Neckline
Dart

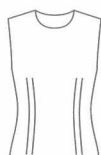
DART STRUCTURE



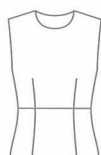
Shoulder
Dart



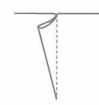
Fisheye Dart



Double Dart



Waistline Dart



Closed Dart

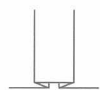


Open Dart

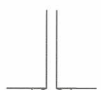
PLEATS




Accordion /
Knife Pleat



Box Pleat



Inverted Box
Pleat



Side Pleat



Double Box
Pleat



Cartridge
Pleat




Kick Pleat



Fortuny Pleat



Fluted Pleat



Honeycomb
Pleat



Rolled
Pleat




Sunburst
Pleat

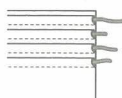
TUCKS



Tuck



Pin Tuck



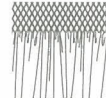
Piped Tuck



Gathering



Shirring

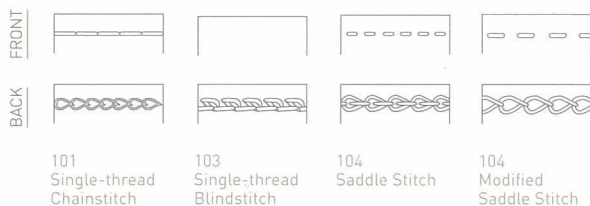


Smocking

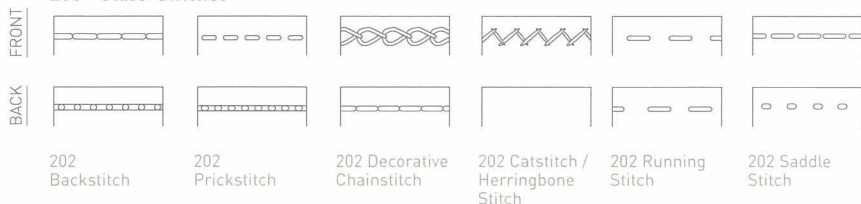
GATHERING

STITCH CLASSES

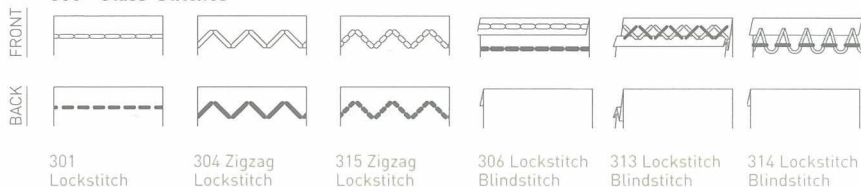
100 - Class Stitches




200 - Class Stitches



300 - Class Stitches



400 - Class Stitches



500 - Class Stitches






600 - Class Stitches










SEAM CLASSES








Superimposed Seams

Seam Drawing							
Seam Code	SSa [1.01.01]	SSe [1.06.03]	SSq [2.42.04]	SSh [4.04.01]	SSat [5.06.01]	SSw [2.04.06]	SSag [4.10.02]
Name	Plain Seam	French Seam	Yoking	Cover Seam	Setting Stripe	Mock Felled Seam	Seaming
Common Application	General seaming	Edges of collars	Attach yokes	Sweatshirt seams	Attach stripes	Side seams of shirts	Tap the neckline of T-shirts








Lapped Seams

Seam Drawing							
Seam Code	LSa [2.01.01]	LSb [2.02.01]	LSd [5.31.01]	LSc [2.04.06]	LSe [1.22.01]	LSq [2.02.03]	LSr [2.06.02]
Name	Lap Seaming	/	Patch Pocket Setting	Felled Seam	Yoking	Welt Seam	Sleeve Set
Common Application	Attach knit cuffs	Side seam of jeans, less common than LSq	Patch pockets	Side seam of jeans	Yokes (less common than SSq)	Side seams of shirts	Setting sleeves





Edge Seams

Seam Drawing							
Seam Code	EFa [6.02.01]	EFb [6.03.01]	EFc [6.06.01]	EFd [6.01.01]	EFh	EFp [8.06.01]	EFr [7.26.05]
Name	/	Clean Finish Hem	Blind Hemming	Serging	Belt Loops	/	Tunnelled Elastic
Common Application	Hem on knits	Shirttail hems	T-shirt hems	Serging pants panels, fly, etc.	Belt loops	Making straps	Insert elastic bands




Bound Seams

Seam Drawing							
Seam Code	BSa [3.01.01]	BSb [3.03.01]	BSd [3.05.01]	BSg [3.14.01]	BSj [3.05.06]	BSe [3.14.01]	BSf mod
Name	/	/	/	Blinding	/	/	/
Common Application	Foldover braids	Binding edges	Piping	Clean finish blinding	Clean finish blinding	Seaming & binding on outerwear	Topstitch hidden in seam line

Flat Seams

			
FSa [4.01.01]	FSb [4.02.01]	FSd [4.03.02]	FSf
Flatseaming	/	/	/
Underwear flatseaming	/	/	Bolt end seaming

Ornamental Seams

		
OSa [5.01.01]	OSd [5.20.01]	OSf [6.05.01]
Decorative Stitch	Tunnel	/
Jeans back pockets	Tunnelled gathering waist	Sewing darts

HEM & OTHER EDGE FINISHINGS



Raw Edge



Overlock Edge



Narrow Overlock Edge



Turned-up Hem

Faced Hem
a piece of facing attached

Binding Hem

Hand-overcast Edge /
Blindstitch Edge

Turned & Stitched Edge



Overlocked Turned-up Hem



2-needle Lockstitch Hem



3-needle Lockstitch Hem




Overlocked Blind Edge



Piping Edge



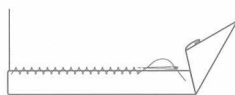
Piped Cord Edge



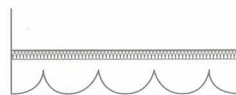
Piped Blind Hem



Rolled Hem



Blind Catch Stitch Hem



Scalloped Hem



Overlocked Scalloped Hem



Pinked Edge



Embroidery Hem



Shell Hem



Facing Edge



Mitered Hem

6.5

EMBELLISHMENT

BUTTONS



2-hole Flat



4-hole Flat



Flat Shank



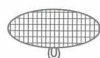
Quarter Shank



Half Shank



Full Shank



Covered



Toggle



Knot



Beaded



Mandarin /
Frog



Faceted



Carved



Heart-
shaped



Crest



Jeans

SNAP / PRESS BUTTONS



Button



Stud



Socket



Eyelet



Press Button

Baby Durable Dot Snap Fastener

BUTTON STITCHING



Two holes
with
horizontal
stitching



Four holes
with
parallel
stitching



Parallel
stitching &
crossover



Parallel
stitching &
S-crossover



Parallel
stitching &
Z-crossover



X-stitching



X-stitching &
crossover

BUTTONHOLES



Machine
Keyhole



Fishtail
Keyhole



Machine
Square



Machine
Round



Radial
Straight



Eyelet
Taper



Bound

BUCKLES & SLIDERS



Buckle Set



Fashion Buckle



Half Roller Buckle



Double Tongue Roller Buckle



Full Skate Buckle



Half Solid Brass Buckle



Full Shoe Buckle



Full Buckle



Interlocking Buckle



Bolt Snap / Trigger Hook



Cam Buckle



Concealed Hook Buckle



Brass Slide



Full Slider

PLASTIC BUCKLES & SLIDERS



Side Release



Tri-Glide



Strap Adjuster



Keeper & Step Lock



Center Release



Split Release



Reducing Loop



Tri-Loop



Plastic D-Ring



Plastic Rectangle Ring



Rotate Snap Hook



Cord Lock

HOOK & EYE FASTENERS



Hook & Eye Buckle



Over-latch Clasp



Hook & Bar



Slide Hook



Hook & Eye



Covered Hook & Eye

RINGS



Flat Ring



Light Ring



Heavy Ring




Solid Brass Ring



Split Ring



Wire Square Ring



Wide Wire Rectangle Ring

RECTANGLE RINGS

D-RINGS



Heavy D-Ring



Light D-Ring



Unwelded D-Ring



Welded D-Ring

CORNERS



Collar Tip



Engraved Collar Tip

RIVETS



Bifurcated Rivet



Pyramid Rivet



Double Capped Rivet



Tubular / Self Piercing Rivet



Pyramid Spike



Cone Spike

ROCKET SPIKES

EYELETS & WASHERS



Small Eyelet & Washer



Large Eyelet & Washer



Oval Eyelet & Washer



Floral-shaped Eyelet & Washer



Ski Loop

SEQUINS



Cup Sequin



Flat Sequin



Flat Paillette



Star Sequin



Heart Sequin



Leaf Sequin

BEADS



Seed Bead



Bugle Bead



Metal Bead



Wood Bead



Navette Gemstone



Rectangular Gemstone



Faceted Oval Bead



Faceted Round Bead




Pear Faceted Gemstone with Mount



Baguette Faceted Gemstone with Mount



Navette Faceted Gemstone with Mount

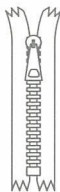


Rhinestone Motif

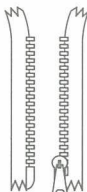


Beaded Motif

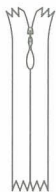
ZIPPERS



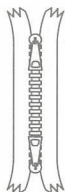
Closed End



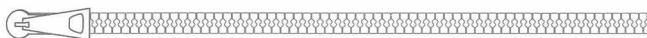
Open End



Invisible

Two-way /
Bottom-to-
bottomBag Type/
Head-to-
head

ZIPPER TEETH



Molded Plastic Teeth



Coil Nylon Teeth



Metal Teeth

ZIPPER SLIDERS

Non-lock
SliderAuto-lock
SliderPin lock
SliderDouble
PullKey Lock
SliderCord
PullChain
PullTape
PullLeather
PullSilicon
Pull

TRIMMING



Beaded Trim



Braid



Jute



Chain



Cordedge



Lace



Cord



Serpentine Braid / Rickrack



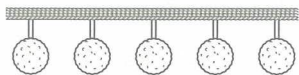
Sequin



Fringe



Feather Fringe



Pompom Fringe



Iron-on Trim



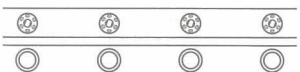
Fishnet Ribbon



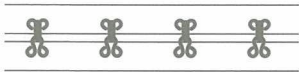
Leather Tape



Rhinstone



Snap Tape



Hook & Eye Tape

CHAIN



Curb Chain



Double Curb Chain



Figaro Chain



Trace Chain

uniform breadth and thickness,
delicate and in finer width



Rolo / Belcher Chain



Cable Chain



Double Link Cable Chain



Double Cable Chain



Garibaldi Chain



Byzantine Chain



Popcorn Chain



Ball Chain



Cobra Chain



Scroll Chain



Venetian / Box Chain



Anchor Chain



Bar Chain



Barley Corn Chain



Foxtail Chain



Spiga Chain



Snake Chain



Cocoon Chain



Omega Chain



French Rope Chain

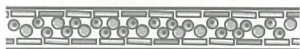


Panther Chain



Herringbone Chain

TRIMMING



Beaded Trim



Braid



Jute



Chain



Cordedge



Lace



Cord



Serpentine Braid / Rickrack



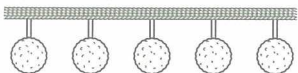
Sequin



Fringe



Feather Fringe



Pompom Fringe



Iron-on Trim



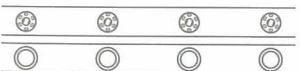
Fishnet Ribbon



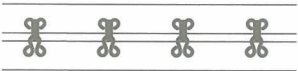
Leather Tape



Rhinestone



Snap Tape



Hook & Eye Tape

CHAIN



Curb Chain



Double Curb Chain



Figaro Chain



Trace Chain

uniform breadth and thickness,
delicate and in finer width



Rolo / Belcher Chain



Cable Chain



Double Link Cable Chain



Double Cable Chain



Garibaldi Chain



Byzantine Chain



Popcorn Chain



Ball Chain



Cobra Chain



Scroll Chain



Venetian / Box Chain



Anchor Chain



Bar Chain



Barley Corn Chain



Foxtail Chain



Spiga Chain



Snake Chain



Cocoon Chain



Omega Chain



French Rope Chain



Panther Chain



Herringbone Chain


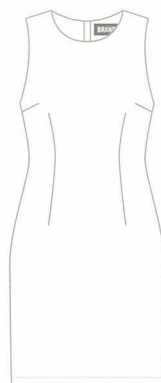
6.6 LABEL

COMMON GARMENT LABELS AND DESCRIPTION

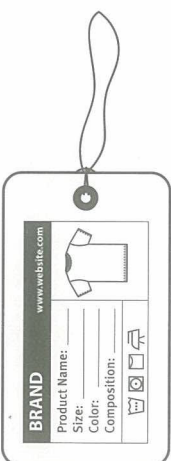


Main Label	/ shows the brand name or logo of a company
Size Label	/ defines a specific set of measurements of the human body
Flag Label	/ sewn at outside of the side seam. Flag labels normally include a brand logo or name and are used as a design feature
Care Label	/ shows the washing and ironing instruction
Manufacturer Label	/ shows the manufacturer's code given by buyers. Most of the international buyers source garments from different parts of the world. In case buyers need to track the manufacturer of a particular product, they use this code
Other Special Labels	/ show other information customers or buyers want to know. For example, batch mark, country of origin, fiber content of the garment, etc.

COMMON LABEL PLACEMENT POSITIONS

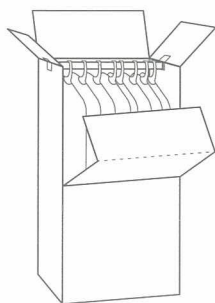


HANGTAG DESIGN EXAMPLES

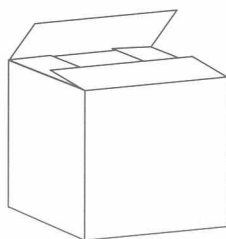


6.7 PACKAGING

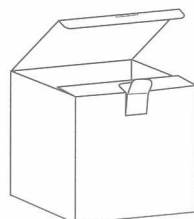
CARTON BOX TYPES



Wardrobe Box
with Hanging Rail

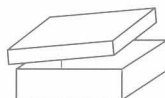


Regular Slotted
Carton Box



Die Cut Locking
Carton Box

GIFT BOX TYPES



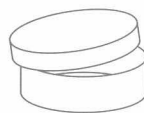
Lid & Base Box /
Telescope Box



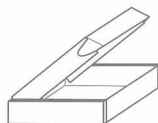
Two Tuck End Box



Match Box



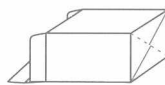
Round Box /
Tube Box



Lock-corner Hinged
Lid Box



Folding Box



Auto Bottom
Tuck Box



Lid & Base Box
with Transparent
Window

OTHER PACKAGING



Transparent Polybag



Wrapping Tissue Paper



Dust Bag

6.8 FABRIC SOURCING



Asia

China

- Beijing
- Shanghai
- Guangzhou
- Hangzhou
- Shenzhen
- Hong Kong
- Tokyo
- Bangkok
- Seoul
- Seoul
- Hanoi
- Mumbai
- New Delhi
- Gujarat

- Japan
- Thailand
- South Korea
- Vietnam
- India

- 1 Muxiyuan Fabric Market
- 2 South Bund Fabric Market
- 3 Zhongda Fabric Market
- 4 Sijiqing Fabric Market
- 5 Dongmen Fabric Market
- 6 Sham Shui Po
- 7 Nippori Textile Town
- 8 Phahurat Market
- 9 Dongdaemun Fabric Market
- 10 Gwangjang Market
- 11 Ninh Hiep Fabric Market
- 12 Mangaldas Market
- 13 Gandhi Nagar Textile Market
- 14 Surat Textile Market



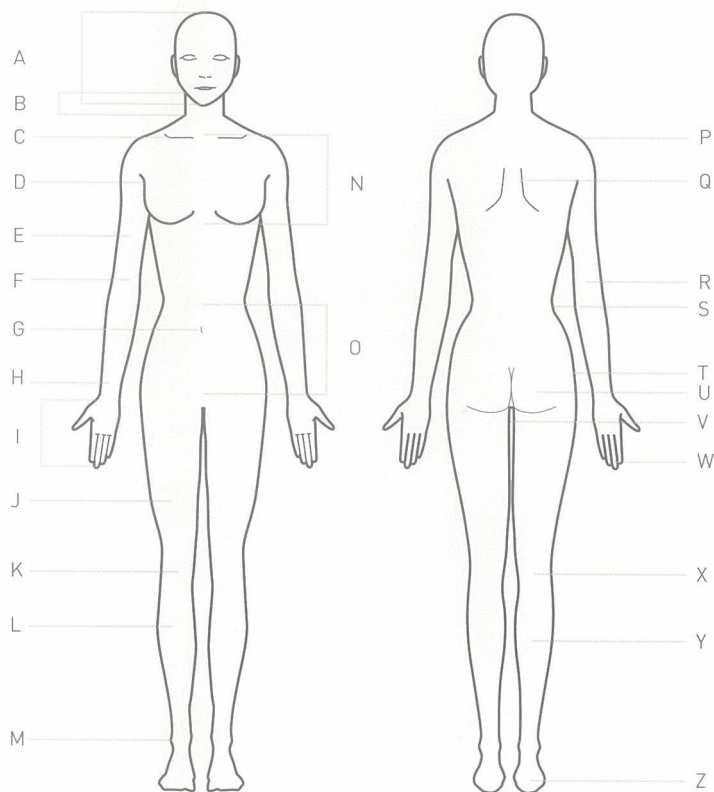
Asia	Taiwan	Taipei	15	Yongle Fabric Market
	Singapore	Singapore	16	Textile Centre
Europe	France	Paris	17	Marché Saint Pierre
	United Kingdom	London	18	Goldhawk Road
	Italy	Rome	19	Fratelli Bassetti Tessuti
	Turkey	Istanbul	20	Mahmutpasha Bazaar
America	USA	New York City	21	Midtown Manhattan - Garment District
		Los Angeles	22	LA Fashion District
	Mexico	Mexico City	23	Centro Historico
	Brazil	São Paulo	24	Rua 25 de Março

I LIKE THE BODY.
I LIKE TO DESIGN
EVERYTHING TO
DO WITH THE
BODY.

/ GIANNI VERSACE

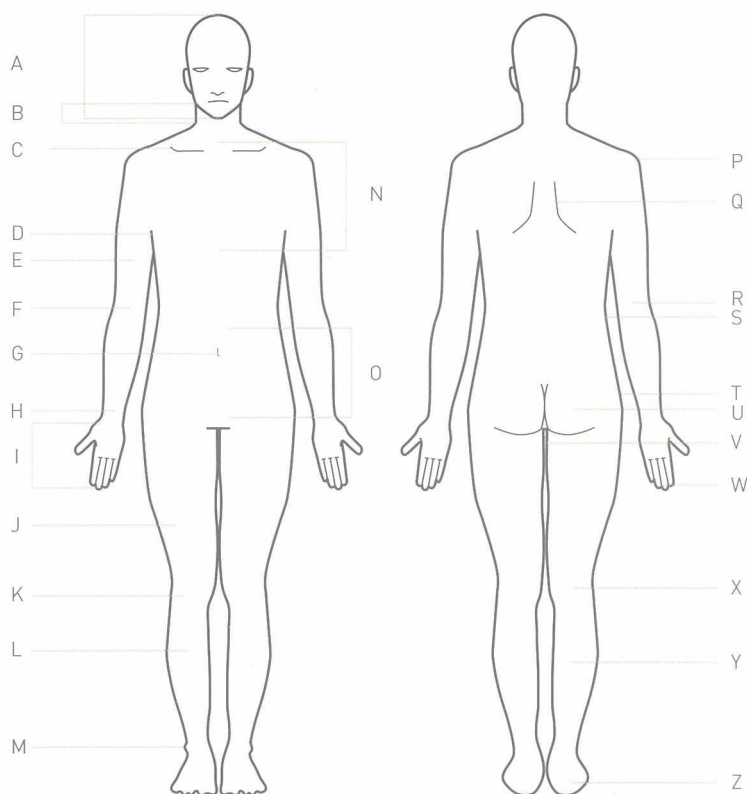
7.1 BODY

WOMEN'S BODY TERMINOLOGY



A	Head	H	Wrist
B	Neck	I	Hand
C	Collarbone	J	Thigh
D	Armpit	K	Knee
E	Upper Arm	L	Leg
F	Front of Elbow	M	Ankle
G	Navel	N	Breast [for women] / Chest [for men]

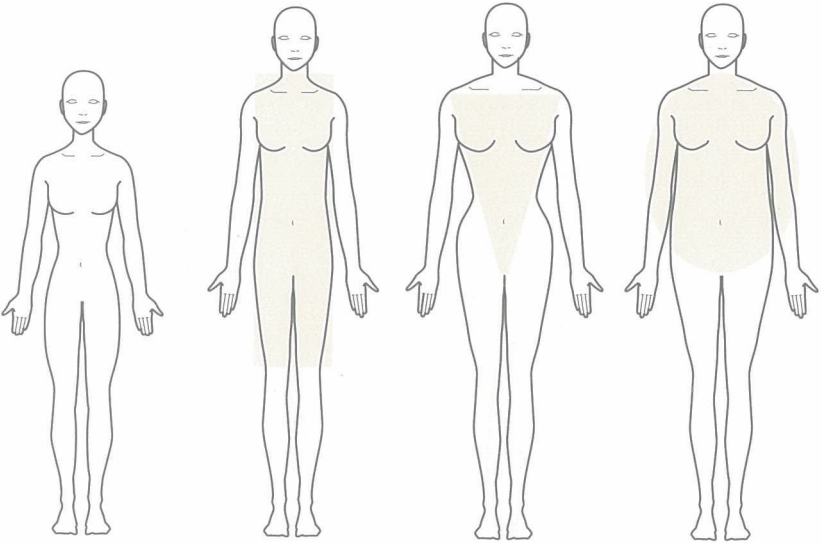
MEN'S BODY TERMINOLOGY



O Abdomen
 P Shoulder
 Q Shoulder Blade
 R Elbow
 S Waist
 T Hip
 U Buttock

V Crotch
 W Finger
 X Back of Knee
 Y Calf
 Z Foot

WOMEN'S BODY SHAPES

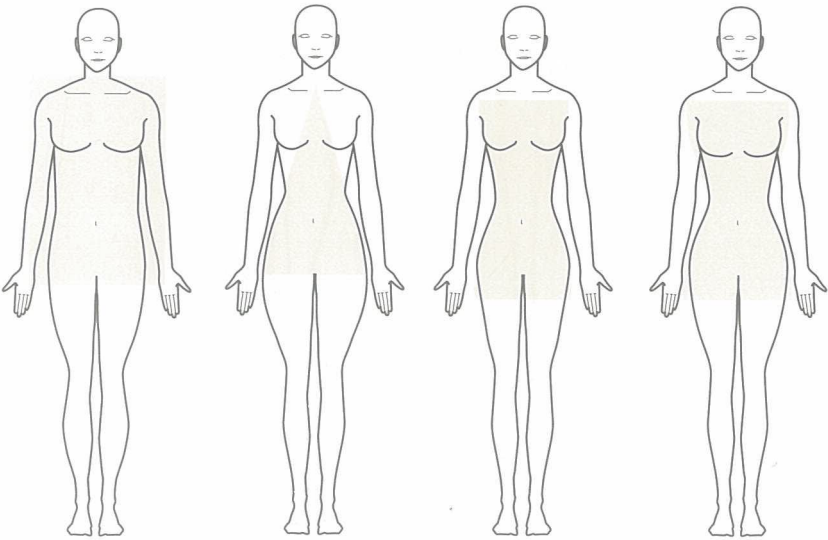


Petite

Column

Inverted Triangle

Apple



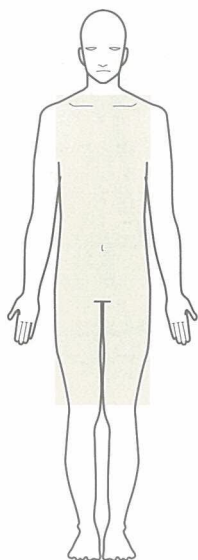
Brick

Pear

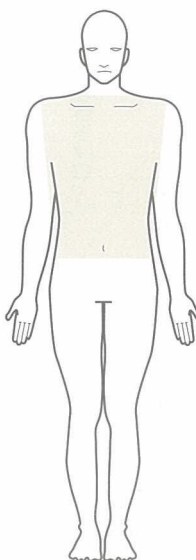
Hourglass

Full Hourglass

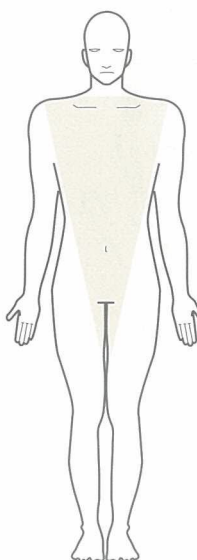
MEN'S BODY SHAPES



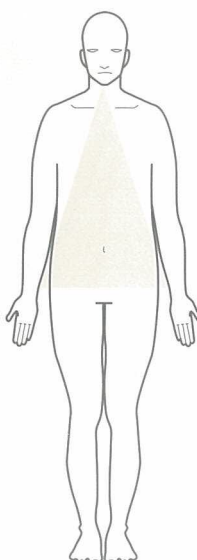
Column



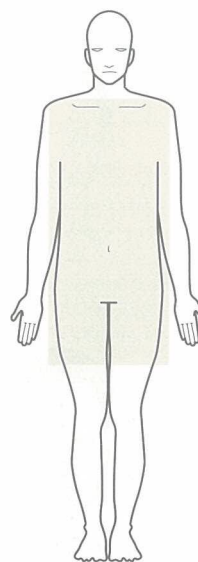
Trapezium



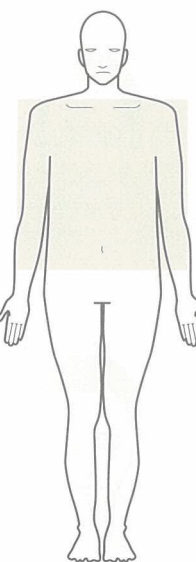
Inverted Triangle



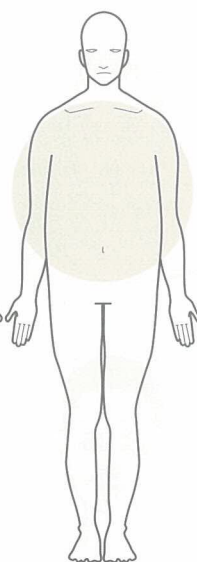
Triangle



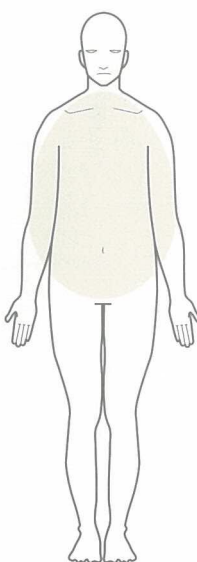
Rectangle



Square

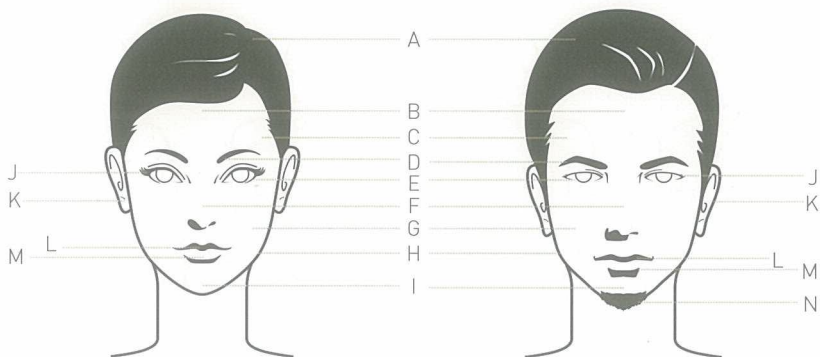


Circle



Oval

TERMINOLOGY FOR THE HEAD



A Hair
B Forehead
C Temple
D Eyebrow
E Eye
F Nose
G Cheek

H Jaw
I Chin
J Eyelash
K Ear
L Mouth
M Lip
N Beard

FACE SHAPES



Oval



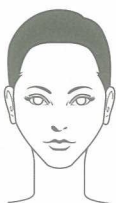
Oblong



Square



Inverted Triangle



Diamond



Round

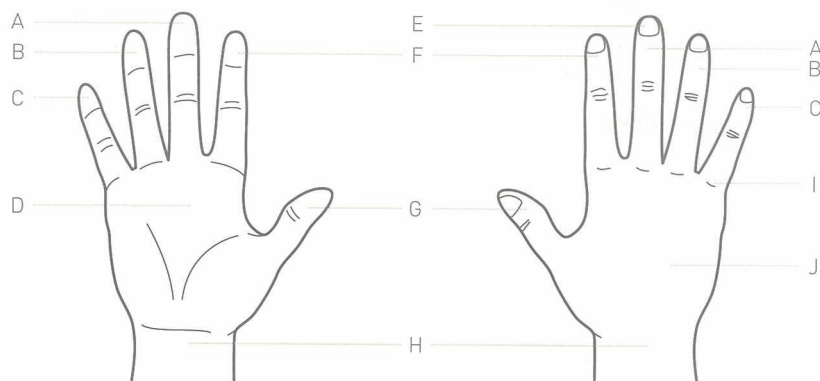


Heart-shaped



Rectangle

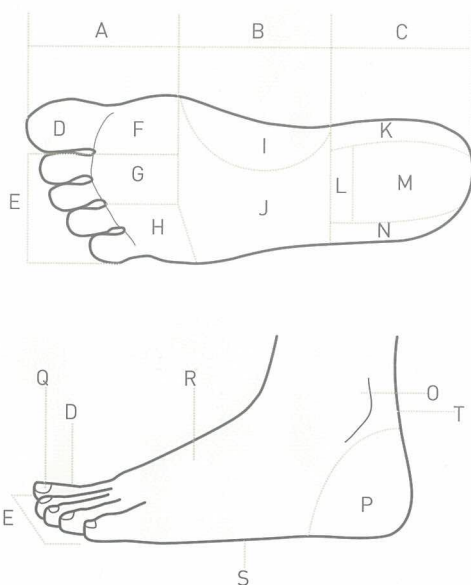
TERMINOLOGY FOR THE HAND



A	Middle Finger	F	Index Finger
B	Ring Finger	G	Thumb
C	Little Finger / Pinky Finger	H	Wrist
D	Palm	I	Knuckle
E	Fingernail / Nail	J	Back of the Hand

TERMINOLOGY FOR THE FOOT

A	Forefoot
B	Midfoot
C	Hindfoot
D	Hallux / Big Toe
E	2nd, 3rd, 4th & Little Toes
F	1st Metatarsal Head
G	2nd & 3rd Metatarsal Heads
H	4th & 5th Metatarsal Heads
I	Arch
J	Lateral Midfoot
K	Inner Heel
L	Heel Front
M	Heel
N	Outer Heel
O	Ankle
P	Rearfoot
Q	Toenail
R	Upper Part of the Foot
S	Sole
T	Achilles Tendon



7.2 HAIR

COMMON WOMEN'S HAIRSTYLES



Bob



Box Bob /
Short Bob



Short Bob /
Graduated Bob



Curl Under /
Page Boy



Bowl Cut



Asymmetric
Cut



Pixie Cut



Shag



Kiss Curls



Finger Waves /
Marcelling



Curly Hair



Wavy Hair



One Length



Layered Cut



Hime Cut



Afro

Spiral Afro Curls /
RingletsFeathered
Hair

Blowout

Braid /
PlaitBunches /
PigtailsAll Back /
Brushed Back

Ponytail



Bun



French Twist



Beehive



Bouffant



Cornrows

COMMON MEN'S HAIRSTYLES



Side Part



Crew Cut



Caesar Cut



Quiff



Wings



Curtained Hair



Spiky Hair



Fauxhawk



Emo



Devilock



Afro



Dreadlocks /
Dreads



High and Tight



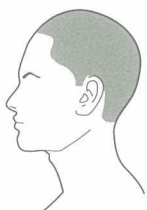
Man Bun



Top Knot



Shape-Up



Skinhead



Fade



Undercut



Pompadour



Hi-top Fade



Mullet



Dreadhawk

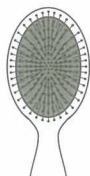
Mohawk Cut /
Mohican

HAIR COMB TYPES



Bristle
Paddle
Brush

- / Natural bristles stimulate the scalp for better blood circulation
- / Best for medium to long hair
- / Useful for untangling hair



Nylon Paddle
Brush

- / With rounded pins
- / Massages the scalp and distributes natural hair oils
- / For fine hair or brushing wet hair



Parting Comb /
Rat Tail Comb

- / For parting hair into sections
- / Smooths hair



Bristle Round
Brush

- / Natural bristles stimulate the scalp for better blood circulation
- / Distributes natural oils for shinier, more manageable hair
- / For smooth blowouts



Detangler
Brush

- / A mix of bristles in varying lengths
- / Best at removing knots and tangles

HAIR ACCESSORIES



Alice Band



Headband



Bra Strap
Headband



Comb Alice Band



Tiara




Hair Comb



Hair Bow



Chignon Cover



Hairnet



Hair Slide /
Bobby Pin



Hair Slide



Hair Stick



Hair Claw



Barrette



Snap Barrette



Scrunchie



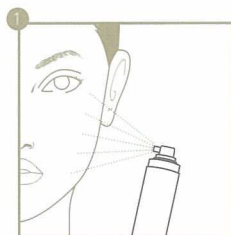
Pony Cuff



Ponytail Holder /
Hair Tie

7.3 COSMETICS

MAKEUP STEP-BY-STEP



MOISTURIZER

- / Wash the face
- / Apply moisturizer
- / It smooths and keeps the skin supple



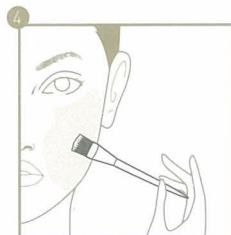
PRIMER

- / Apply primer on the face and neck
- / It minimizes pores and conceals any flaws on the skin



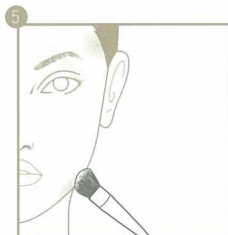
CONCEALER

- / Dab carefully over the problem area and blend with fingertips
- / It covers any blemishes on the skin



FOUNDATION

- / Apply small patches to the chin, cheeks and forehead
- / Blend to cover the entire face



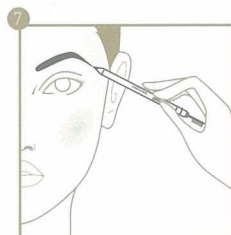
HIGHLIGHTER & BRONZER

- / Apply to the area desired and blend
- / It makes the face look more defined



BLUSH

- / Apply to the apples of the cheeks
- / It gives the face a pleasant glow



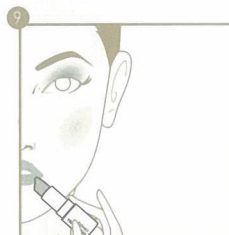
EYEBROW PENCIL

- / Draw along the natural line of the eyebrow
- / Color in slightly lighter than the hair



EYESHADOW, LINER & MASCARA

- / Use three shades of eyeshadow, starting with the lightest color
- / Apply eyeliner and mascara



LIPSTICK, LINER & GLOSS

- / Finish the look by applying lip makeup
- / May apply a layer of lip gloss

HIGHLIGHTING AND CONTOURING



Highlighting

- Brightens up the middle of the forehead
- Lifts the brows and brightens the eyes
- Defines the cheeks
- Brightens up the nose
- Creates shadows and cuts creases

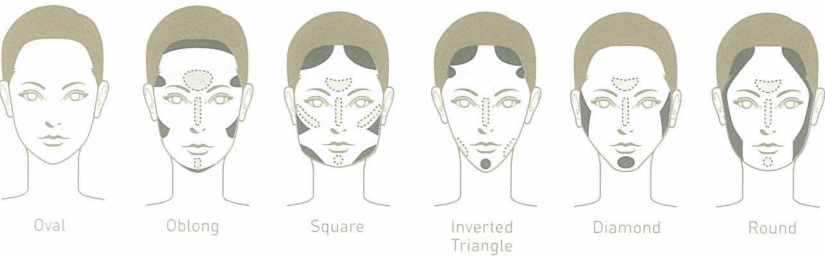


Contouring

- Shortens the forehead
- Adds depth to the face
- Makes the nose look slimmer and more defined
- Enhances the bone structure
- Defines the face and makes it look slimmer



HIGHLIGHTING & CONTOURING FOR DIFFERENT FACE SHAPES



MAKEUP PRODUCTS

FOR FACE



Primer



Liquid Foundation



Powder Foundation



Spray Foundation




Setting Powder / Loose Powder



Concealer



Bronzer



Luminizer



Blush



Shimmer & Glitter

FOR EYES



Eye Primer



Eyeshadow



Eyeliner



Mascara



False Lashes

FOR EYEBROWS



Eyebrow Pencil



Eyebrow Powder

FOR LIPS



Lip Primer



Lip Pencil



Lipstick



Lip Gloss

MAKEUP TOOLS

BRUSHES



Fan Brush

- / For applying highlighter and blush
- / Creates gentle contours



Flat Foundation Brush

- / For applying liquid foundation
- / For applying and blending concealer



Foundation Brush

- / For applying liquid foundation and concealer
- / For blending cream products



Flat Top Brush

- / For applying and blending liquid or cream foundation
- / For applying powder for full coverage



Angled Foundation Brush

- / For applying liquid or cream foundation
- / For blending concealer
- / For blending cream blush and bronzer



Powder Brush

- / For applying powder foundation, powder blush, bronzer and highlighter
- / For applying products to the body



Round Buffing Brush

- / For applying and blending foundation and concealer
- / Controls color
- / Contours



Stippling Brush

- / For applying liquid or cream foundation
- / For applying highlighter and blush



Angled Blush Brush

- / For applying blush, bronzer and highlighter
- / Contours cheekbones and other features



Blush Brush

- / Its small size allows precise application
- / For applying and blending blush, bronzer and highlighter

OTHER MAKEUP TOOLS



Lash Curler



Tweezer



Sharpeners



Air Brush



Sponge / Applicator



Eyebrow Brush & Lash Comb



Safety Scissors



Nail Files



Blotting Paper



Mirror

EYELINE & EYEBROW STYLES

EYELINE STYLES



Basic



Simple



Double Up



Classic Bar



Dropped Flick



Bold



Pin-up



Feline



Double Flick



Arabic



Luxe



Slept-in Smudge



Egyptian



Double Mod



Open Wings



Drama

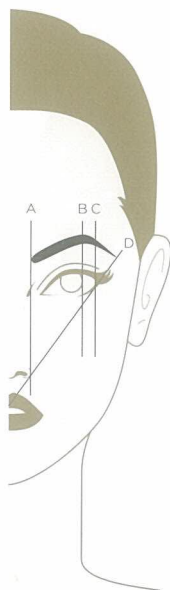


Soft Smoke



Panda Smudge

EYEBROW SHAPING



- A** Line up the inner edge of the brow with the outside of the corresponding nostril (A).
- B/C** The highest point of the arch should be just at the outer edge of the iris (B). However, a more sophisticated eye is achieved when the highest point occurs at the outer corner of the eyeball (C), depending on the face shape. Anywhere between B & C is optimal.
- D** The outer brow should taper off to a point that intersects with an imaginary line drawn from the center of lips, past the outer nostril, to the outer edge of the eye (D).

EYEBROW STYLES



Rounded



Hard Angled



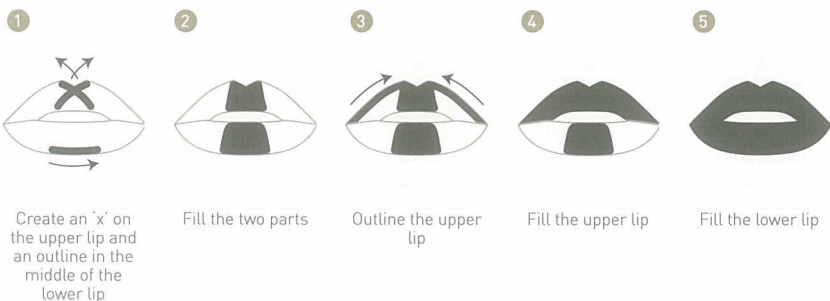
Flat



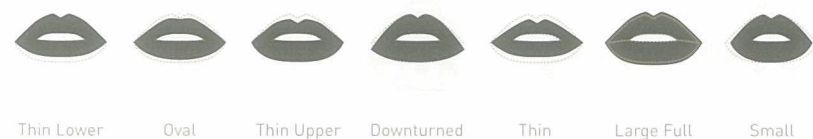
High Arched

LIPS

LIP MAKEUP STEP-BY-STEP



LIP SHAPES



SKIN COLORS & LIPSTICK SHADES



Fair Skin

- ✓ cool skin undertone
/ pinkish beige,
light mocha,
light mauve
- ✓ warm skin undertone
/ shell, sand,
nude peach



Medium Skin

- ✓ cool skin undertone
/ rosy pink,
cranberry, plum,
raspberry
- ✓ warm skin undertone
/ bronze, copper,
cinnamon



Olive Skin

- ✓ cool skin undertone
/ light brown,
dark berry, brick
red
- ✓ warm skin undertone
/ brick red, brown
red, caramel



Darker Skin

- ✓ cool skin undertone
/ dark red, deep
plum, ruby red
- ✓ warm skin undertone
/ honey, ginger,
copper bronze

NAILS

NAIL POLISH STEP-BY-STEP

1



Polish along the edge

2



Apply a dot near the base

3



Push the dot toward the cuticle

4



Sweep deliberately outwards

5



Continue towards the tip

6



Repeat on the other side

7



Sweep straight to the tip

NAIL SHAPES



Oval



Squared Oval



Rounded Rectangle



Square



Round

NAIL ART DESIGNS



Stripes



Polka Dots



Cupcake



French



Modern French



Fade-out Two-toned



Water Marble



Floral




Mosaic



Letter

7.4 PERFUME

PERFUME CLASSIFICATION



Parfum / Extrait

Perfume extract in English; 15–40% aromatic compounds

Esprit de Parfum

Perfume spirit in English; 15–30% aromatic compounds; a seldom used strength concentration in between Eau de Parfum and Parfum

Eau de Parfum

10–20% aromatic compounds

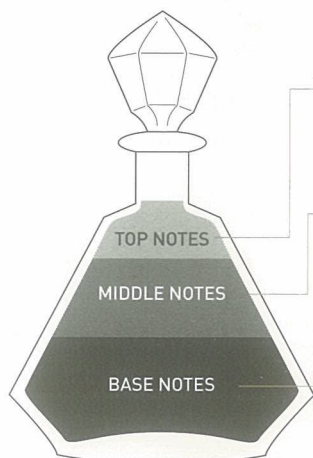
Eau de Toilette

5–15% aromatic compounds

Eau de Cologne

Chypre citrus type perfume with 3–8% aromatic compounds

PERFUME NOTES



last about 15 minutes after application

The scent is perceived immediately after application. Top notes consist of small, light molecules that evaporate quickly. The compounds that contribute to top notes are strong in scent, highly volatile, and evaporate quickly.

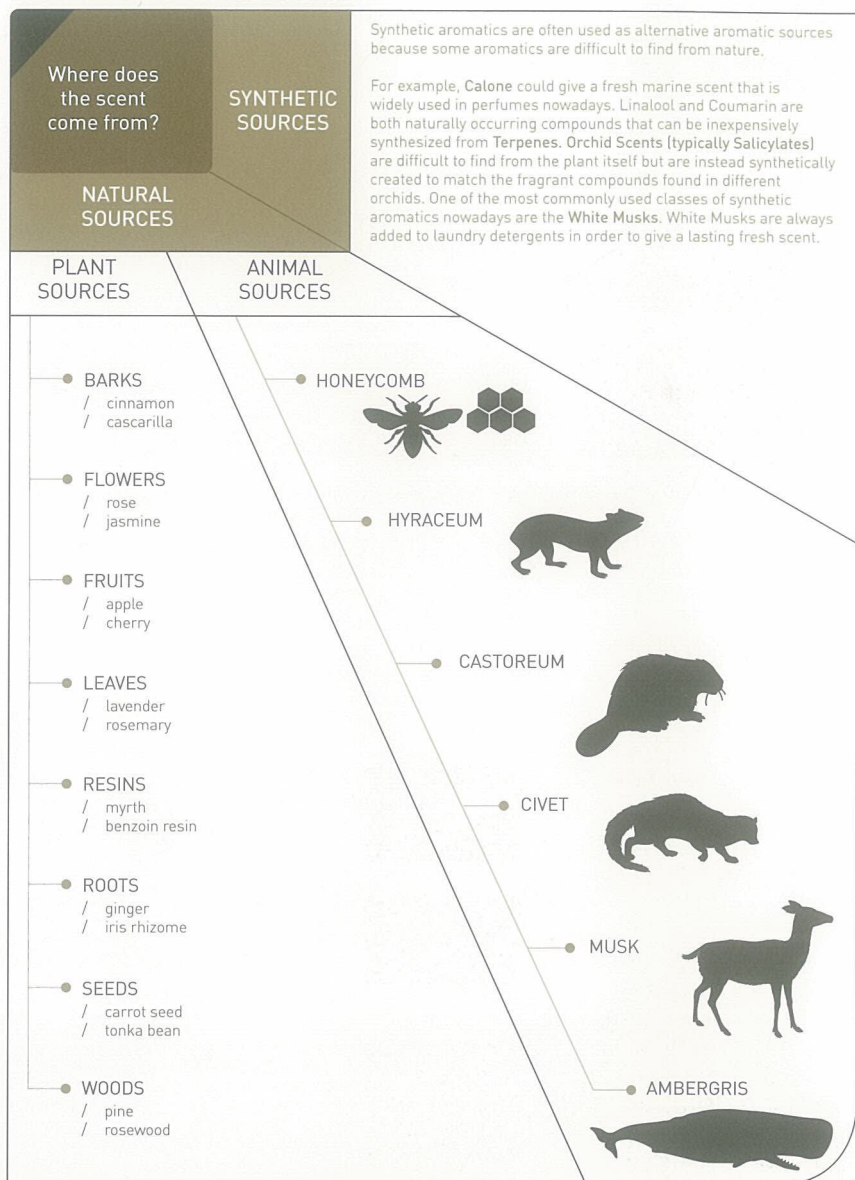
last about 30 minutes after the top notes evaporate

The middle notes are the main body of a perfume which serve to mask the often unpleasant initial impression of base notes, which become more pleasant with time. The scent of middle note compounds is usually more mellow.

not perceived until after 30 minutes, could last for up to 24 hours after application

The base and middle notes together are the main body of a perfume. Base notes bring depth and solidity to a perfume. Consisting of large, heavy molecules that evaporate slowly, compounds of this class of scents are typically rich and deep and are usually not perceived until 30 minutes after the application.

COMMON AROMATIC SOURCES



FASHION IS
ARCHITECTURE.
IT IS A MATTER OF
PROPORTIONS.

/ COCO CHANEL

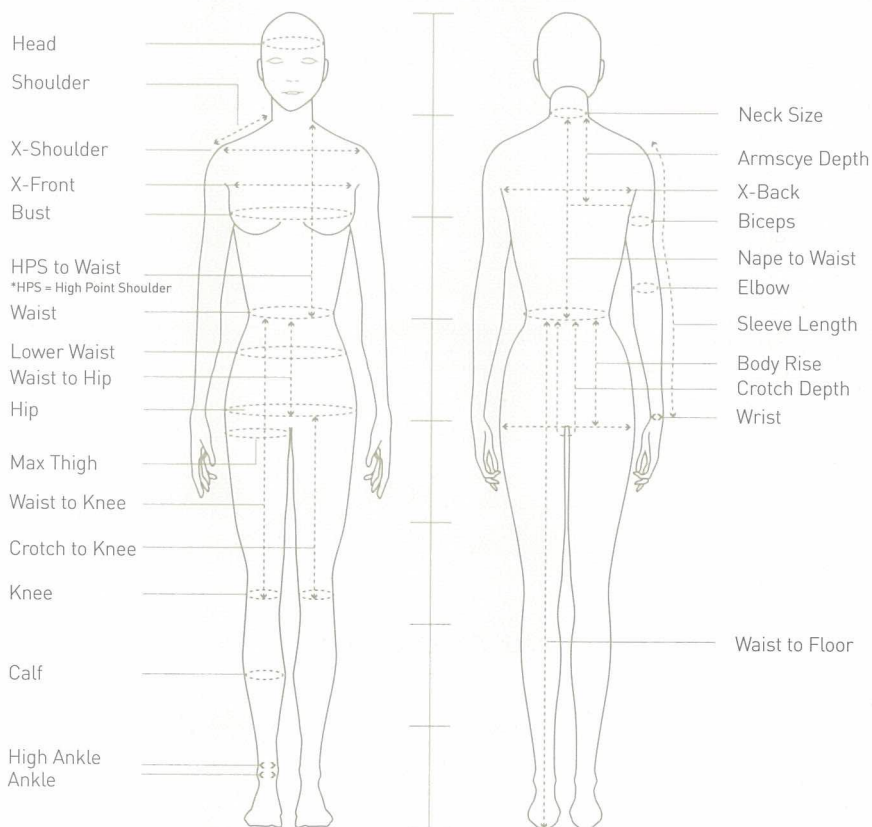
08

MEASUREMENT AND CARE

WOMEN'S MEASUREMENT / MEN'S
MEASUREMENT / CARE LABELING /
FABRIC CARE

8.1

WOMEN'S MEASUREMENT



WOMEN'S STANDARD BODY MEASUREMENTS (CM)

Size [US]	4	6	8	10	12						
Size [UK / Aus]	8	10	12	14	16						
Size [EU / French]	36	38	40	42	44						
Size [Italy]	40	42	44	46	48						
Size [Japan]	7	9	11	13	15						
Bust	82	87	92	97	102	82	84	94	100	84	
Waist	64	69	74	79	84	64	70	76	82	66	
Lower Waist	82	87	91	96.5	101.5	82	87	91	101.5	84	
Hip	88	93	98	103	108	88	94	100	106	91.5	
Head	54	56	56	57	58	54	56	57	58	56	
Neck Size	35.5	37	38	39.5	40.5	35.5	37	38.5	40	37	
Shoulder	12	12.5	12.5	13	13	12	12.5	12.5	13	12.5	
X-Shoulder	38	39	40	41	42	38	39	41	42	39	
X-Back	33	34.5	35.5	36.5	38	33	34.5	36	37.5	34.5	
X-Front	30.5	32	33.5	35	36.5	31	32.5	34	36	32.5	
HPS to Waist	42	42.5	43.5	44.5	45	42	42.5	44	46	42.5	
Nape to Waist	40.5	41	41.5	42	42.5	39.5	40.5	41.5	42.5	40.5	
Armscye Depth	20.4	21	21.5	22	22.5	21.5	22	22.5	23	22	
Sleeve Length	57.5	58	58.5	59	59.5	61	63	63.5	64.5	63	
Biceps	26.5	27	30	31.5	33	26.5	27	30.5	32.5	27	
Elbow	22	22	23	23.5	24	22	22	23	24	22	
Wrist	15.5	16	16.5	17	17.5	15.5	16	16.7	17.5	16	
Waist to Knee	58	58.5	59	59.5	60	59	59.5	60	61	59.5	
Waist to Hip	20	20	21	21.5	21.5	20	20	21	21.5	20	
Waist to Floor	103	104	105	106	107	103	104	105.5	107	104	
Body Rise	27.5	28	29	29.5	30	27	28	29	30	28	
Max Thigh	49.5	52	54.5	57	59.5	49.5	52	56	60	52	
Knee	33.5	34.5	36	37	38	33.5	34.5	36.5	38	34.5	
Calf	31	32.5	34	35	36	31	32.5	34	36	32.5	
High Ankle	20.5	21	21.5	22.5	23	20.5	21	22	23	20.5	
Ankle	23.5	24	24.5	25.5	26	23.5	24	25	26	23.5	

WOMEN'S NEW EUROPEAN SYSTEM CLOTHING STANDARD SIZES (CM)

Size Code	XS	XS	S	S	M	M	L	L	XL
Bust Girth	76	80	84	88	92	96	100	104	110
Range	74-78	78-82	82-86	86-90	90-94	94-98	98-102	102-107	107-113
Waist Girth	60	64	68	72	76	80	84	88	94
Range	58-62	62-66	66-70	70-74	74-78	78-82	82-86	86-91	91-97
Hip Girth	84	88	92	96	100	104	108	112	117
Range	82-86	86-90	90-94	94-98	98-102	102-106	106-110	110-115	115-120

WOMEN'S STANDARD HAT SIZES (CM)

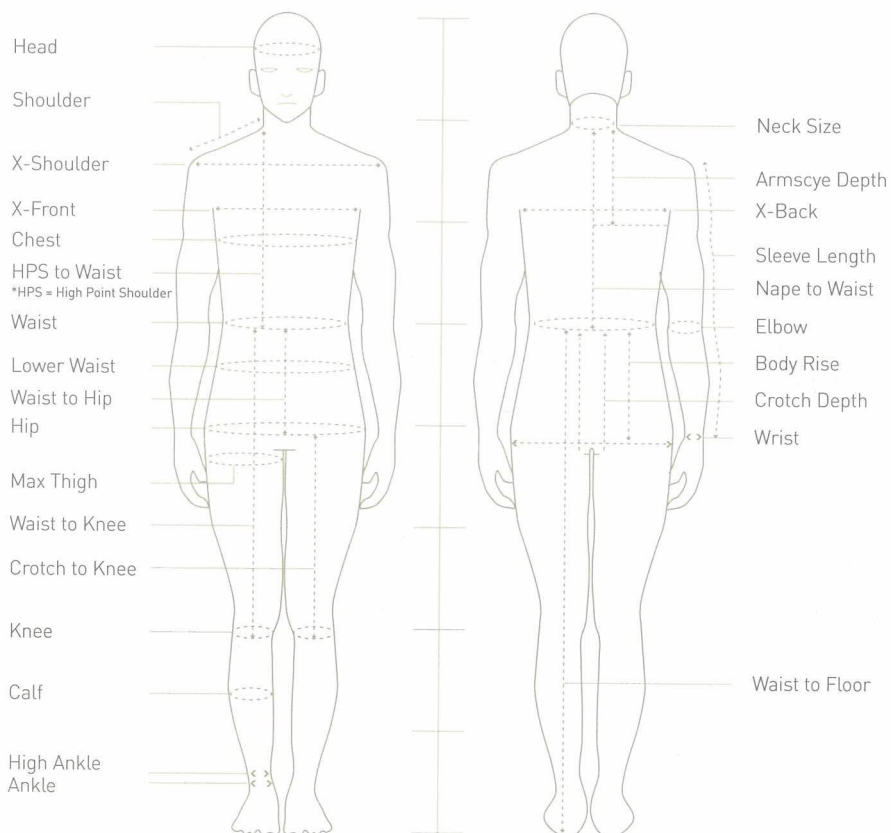
Size [US]	6 5/8	6 3/4	6 7/8	7	7 1/8	7 1/4	7 3/8	7 1/2	7 5/8
Size [UK]	6 1/2	6 5/8	6 3/4	6 7/8	7	7 1/8	7 1/4	7 3/8	7 1/2
Size [EU]	32	34	36	38	40	42	44	46	48
Size Code	XS	S	S	M	M	L	L	XL	XL
Circumference	52.7	54	55	55.9	56.8	57.8	59	60	60.6

WOMEN'S STANDARD SHOE SIZES (CM)

Size [US]	6	6.5	7	7.5	8	8.5	9	9.5	10
Size [UK]	3	3.5	4	4.5	5	5.5	6	6.5	7
Size [France]	37	37.5	38	38.5	39	39.5	40	40.5	41
Size [Italy]	36	36.5	37	37.5	38	38.5	39	39.5	40
Size [Japan]	23	23.5	24	24	24.5	25	25.5	26	26

8.2

MEN'S MEASUREMENT



MEN'S STANDARD BODY MEASUREMENTS (CM)

Size [US / UK]	34	36	38	40	40	42	44	46				
Size [EU / France / Italy]	44	46	48	50	50	52	54	56	S	M	L	XL
Size [Japan]	S	S	M	L	L	L	LL	LL				
Head	55	56	57	58	59	60	61	62	55	57	59	61
Neck Size	37	38	40	40	41	42	43	44	38	41	43	45
Chest	88	92	96.5	100	104	108	112	116	92	98	108	116
Waist	74	78	84	86	90	98	102	106	75	83	91	99
Lower Waist	77	81	87.5	89	93	100	104	108	78	86	94	102
Hip / Seat	92	96	99	104	108	114	118	122	94	100	110	118
Shoulder	13	14	15	16	17	18	19	20	14	15	17	20
X-Shoulder	46	47	48	49	50	51	52	53	47	48	50	53
X-Back	41.5	43	44.5	45.5	46.5	47.5	48.5	50.5	42	45	47	50
X-Front	38	40	43	43	44	46	48	50	38	42	45	50
Nape to Waist	42	43	44	45	46	47	48	48	44	44.8	45.6	46.4
Armhole Depth	22	22.8	23.5	24.4	25.2	26	26.4	26.8	23	24.6	26.2	27.8
Sleeve Length	64	66	68	68	69	70	70	70	64	65	66	67
Elbow	24.5	25	25.5	26	26.5	26.5	27	27.5	25	25.5	26	27.5
Wrist	16.4	16.8	17	17.6	18	18.4	18.8	19.2	16.8	17.6	18.4	19.2
Body Rise	26.5	27	27	28	28.4	28.8	29.2	29.6	27	28.5	29.5	30.5
Crotch Length	62	63	65	66.5	68	70	72	73.5	62	66	69	74
Knee	35	36	37	38.5	40	41	42	43	35	38	40	43
Calf	35.5	36.5	37.5	39	40.5	41.5	42.5	43.5	35.5	38	40.5	44
High Ankle	22	22.5	23	23.5	24	24.5	25	25.5	22	23	24	25
Ankle	24.5	25	25.5	26	26.5	27	27.5	28	24.5	25	26	28

MEN'S NEW EUROPEAN SYSTEM CLOTHING STANDARD SIZES (CM)

Size Code	XS	XS	S	S	M	M		L		L
Chest Girth	84	88	92	96	100	104	108	112	116	120
Range	82-86	86-90	90-94	94-98	98-102	102-106	106-110	110-114	114-118	118-123
Waist Girth	72	76	80	84	88	92	96	100	104	108
Range	70-74	74-78	78-82	82-86	86-90	90-94	94-98	98-102	102-106	106-111

MEN'S STANDARD HAT SIZES (CM)

Size Code	XS	S	S	M	M	L	L	XL	XL
Size [US]	6 5/8	6 3/4	6 7/8	7	7 1/8	7 1/4	7 3/8	7 1/2	7 5/8
Size [EU]	32	34	36	38	40	42	44	46	48
Size [UK]	6 1/2	6 5/8	6 3/4	6 7/8	7	7 1/8	7 1/4	7 3/8	7 1/2
Circumference	52.7	54	55	55.9	56.8	57.8	59	60	60.6

MEN'S STANDARD SHOE SIZES (CM)

Size [US]	4	4.5	5	5.5	6	6.5	7	7.5	8	8.5	9	9.5	10	10.5	11
Size [UK / Australia]	3	3.5	4	4.5	5	5.5	6	6.5	7	7.5	8	8.5	9	9.5	10
Size [EU / France / Italy]	37	37.5	38	38.5	39	39.5	40	40.5	41	41.5	42	42.5	43	43.5	44
Size [Japan]	22	22.5	23	23.5	24	24.5	25	25.5	26	26.5	27	27.5	28	28.5	29

8.3 CARE LABELING

AMERICAN

EUROPEAN

WASH

Machine wash cycles



Normal

Permanent
press

Gentle

Handwash
(40°C)

Water temperature



95°C



70°C



60°C



50°C



40°C



30°C

200°F

160°F

160°F

120°F

100°F

65-85°F



Normal



Mild



Very mild



Handwash



Max 95°C



Max 60°C



Max 40°C



Max 30°C

BLEACH

Any
bleachChlorine
bleachOnly non
chlorine
bleachDo not
bleach

Any bleach

Chlorine
bleachOnly non
chlorine
bleachDo not
bleach

IRON

Any
temperature

High



Medium



Low

No
steamDo not
iron

Max 200°C



Max 150°C



Max 110°C



Do not iron

DRY CLEAN



Any solvent

Any solvent except
trichloroethylenePetroleum
solvent onlyDo not
dry clean

Wet cleaning

Hydrocarbons
processTetrachloroethene
& solvent listed on
symbol F

No steam



Low heat



Short cycle

Reduced
moistureMild
processVery mild
process

Do not dry clean

DRY

Tumble dry cycles



Normal

Permanent
press

Gentle



Line dry

Do not
tumble dry

Tumble dry heat setting

Any
heatNo
heat

High



Medium



Low



Dry flat



Drip dry

Medium
Max 60°CLow
Max 60°CDo not
tumble dry

OTHER

Dry in the
shadeDo not
dryDo not
wring

JAPANESE



Normal



Gentle



Handwash



Max 95°C



Max 60°C



Max 40°C



Max 30°C

Chlorine-based
bleachingDo not
bleachMax
180-210°CMax
140-160°CMax
80-120°CCover with
clothDo not
ironPerchloroethylene
or petroleum
solvent onlyPetroleum
solvent onlyDo not
dry cleanHang & drip
dryHang & drip
dry in the
shadeLay down to
dry

Wring gently



Do not wring

CHINESE



Normal



Mild



Very mild



Handwash



Max 95°C



Max 70°C



Max 60°C



Max 50°C



Max 40°C



Max 30°C



Any bleach

Only non
chlorine
bleachDo not
bleach

Max 200°C



Max 150°C



Do not iron

Wet
cleaningHydrocarbons
processTetrachloroethene
& solvent listed on
symbol FMild
processVery mild
processDo not
dry cleanMedium
Max 80°CLow
Max 60°CDo not
tumble dry

Hang dry

Hang &
drip dry

Dry flat

Flat &
drip dryAway from
sunlight

8.4 FABRIC CARE



WASH



DRY

COTTON

Machine wash
at all temperaturesDry at any
temperature

WOOL

Machine wash
at cold temperatures

Handwash

Do not
use dryer

Dry flat

Do not
wring

SILK

Machine wash
at cold temperatures

Handwash

Do not
use dryerDo not
wring

LINEN

Machine wash
at all temperaturesDry at low
temperaturesPOLYESTER/
NYLONMachine wash
at warm temperaturesTumble dry
on low

Line dry

VISCOSE/
RAYONMachine wash
at cold temperaturesDo not
use dryerDo not
wring

Line dry

LYCRA/
SPANDEXMachine wash
on normal cycleTumble dry
low

ACETATE

Machine wash
at cold temperaturesDo not
use dryerDo not
wring

RAMIE

Machine wash
at cold temperaturesTumble dry
on lowDo not
wring

Line dry

ATTENTION:
ALWAYS FOLLOW THE CARE LABEL
ON THE GARMENT. IF THERE IS NONE,
FOLLOW THIS CHART.

IRON



Iron at any temperature
or hang dry



Steam only



Steam or iron at low temperatures;
Press inside-out



Iron when damp



Steam or press on low to
medium heat



Steam and turn inside-out



Steam or iron at low temperatures



Iron when damp



Steam or iron at low temperatures

CAUTION

- ! Do not bleach except for white garments
- ! Overbleaching can cause yellowing and damage

- ! Do not bleach
- ! Do not use hot water
- ! Do not use fabric conditioner

- ! Do not bleach
- ! Do not use hot water
- ! Do not use dryer

- ! Do not bleach except for white garments
- ! Overbleaching can cause yellowing and damage

- ! Do not bleach

- ! Do not bleach
- ! Do not use hot water
- ! Do not use vinegar

- ! Do not use dryer sheets

- ! Do not use starch

- ! Do not use hot water
- ! Do not use fabric conditioner

GLOSSARY

Ab

Cu

Abrasion Level / The degree of desired fraying and wearing on a garment achieved by stone abrasion during wash. Usually the heaviest at the thickest seams, such as the fly, pocket and hem.

Abrasion Resistance / The capacity to which a fabric sample can endure different forms of abrasion and friction commonly experienced during regular wear, such as surface rubbing and chafing.

Acceptable Quality Level / (AQL) An inspection benchmark for acceptance sampling, which indicates the highest tolerable percentage of defects amongst the lot submitted for sampling. MIL-STD-105E, ISO 2859-1 (1999).

Acceptance Quality Limit / (AQL) An inspection benchmark for acceptance sampling, which indicates the maximum tolerable average number of defective items amongst the lot submitted for sampling. ANSI/ASQC Z1.4-2003.

AQL / May refer to two different definitions depending on the context. See: **Acceptable Quality Level** and **Acceptance Quality Limit**.

Artwork / Designs or illustrations used for textile ornamentation purposes, commonly in the form of printing, weaving or embroidery. These works of art are often purchased from outsourced artists or specialty studios, and are usually unique and exclusive to the purchaser. 'Confined' designs are those picked from a manufacturer's range and made exclusive to a customer.

Bar Tack



/ A series of hand- or machine-made stitches that reinforce specific parts of a garment, such as pocket openings and the bottom of a fly opening, which are commonly subject to stress.

Blind Hem / A type of hem finishing where the hem is turned up and secured with stitches that are barely visible from the right side of the garment. Can be done by hand or machine.

Bonding or Laminating / A textile treatment that involves fusing or applying a secondary layer of material, often nonwoven, to the primary textile to alter its hand-feel and/or functionality. Examples of common secondary materials: Polyurethane (for water resistance), foam (adds bulk and insulation), etc.

Bow / A fabric condition caused by the displacement of knitted courses (or filling yarns) from a line perpendicular to the selvages, resulting in one or more wavy arcs across the width of the textile. Similar conditions may occur in

woven fabrics as a result of incorrect finishing.

Breaking Strength

/ The maximum tension that a material specimen can withstand in a tensile testing before it tears.

Burnout / Voided or Devoré

/ Textile techniques used for creating a pattern or design, in which areas of fiber are removed while leaving a fine woven or knitted supporting structure, so that certain elements of the fabric appear translucent and some areas remain solid. This can be done by dissolving specific fibers on the textile using special chemicals to achieve the desired design. Alternatively, it can be done by using a secondary layer of the fabric with the reverse of the design cut away and then applying the chemicals to burn away the pattern.

Burn Test

/ A test conducted to determine the fiber content by burning a swatch, yarn or fibers from a textile sample. Factors including the flammability, smell and quality of the residual ash or melted 'bead' serve as indicators as to the true nature of the fiber or blend.

Bursting Strength

/ The maximum degree of force or pressure that a textile can endure before it bursts when subjected to force applied at right angles to the plane of the textile.

Care Instructions

/ A set of directions which states the appropriate care practices to maintain a product without adverse effect, as well as warning of those practices which are expected to potentially damage the product. The instructions cover washing, drying, dry cleaning and ironing.

Certificate of Origin


/ (CO) An important trade document that attests the country of origin of the goods in question. This certificate is required in the USA and some other countries for tariff purposes.

Circular Knitting

/ A type of machine knitting which produces a knitted 'fabric' in the form of a tube. The fabric, which is knit on a circular knitting bed controlled by separate or sets of needles (called cylinders and dials), can be cut open and finished as a piece of flat fabric or left in its original tubular form, and is usually cut-and-sewn. Nowadays, many circular knitting machines are interfaced with computers and can create elaborate jacquard or fancy stitch patterns, although they are unable to create separate panels to desired sizes and shapes or create 'cable' patterns.

CMT

/ Abbreviation for 'Cut, Make and Trim'. A price jargon used in the apparel industry, referring to the preliminary cost charged by the

	contractor for completing the three critical steps of garment production: cutting the fabric, sewing and assembling the components, and finishing the garment, including trimming, embellishing, pressing and labeling.	Country of Origin	/ The country in which garments or other products were manufactured or assembled. This information is required on the garment label.
CO			
Color Approval	/ See: Certificate of Origin / A process in garment production where lab dips or print strike-offs are presented to a customer for approval or rejection, and to gather their comments for further correction. Common errors reflected in these comments include discrepancies in hue, chroma (saturation/intensity) and value (lightness/darkness), etc.	Cover Stitch	 A type of cover stitch : 2-needle lockstitch
Color Change	/ Undesirable change in any of the color characteristics, such as the hue, chroma, lightness, or any combination of the above. The color distortion can be detected by comparing the test specimen in question with an untested specimen from a matching fabric or material.		/ A type of seam finishing where the raw edges are topstitched on one or both surfaces, so that they are totally bound and enclosed by the threads. The appearance may vary according to the type of stitch and number of threads used.
Color Combo, Colorway, Color Pitch	/ Various ways of describing distinct color combinations used in a textile design or pattern, applicable to all types of patterns including prints, plaids, multi-color jacquards, etc. The related term "pitch colors" means to conceive new color palettes for a design based on the original one in an artwork or swatch.	Crocking	/ A colorant transferral phenomenon mainly caused by rubbing a colored yarn or fabric onto the surface of another fabric or an adjacent area of the same fabric.
Colorfastness	/ The ability of a material to resist change in any of its color characteristics, transferral of its colorants to other materials (see: crocking), or both, due to any environmental factors it may encounter during any stage from manufacturing, testing, storage, to use.	Cross Dye	/ A dyeing technique that can be used to create speciality effects on a fabric comprising two or more different types of fibers. The special dyestuff used can only be absorbed by one of the fibers within the textile, resulting in heathered, iridescent finishes, or "yarn dye" effects such as oxford weaves and gingham plaids.
Content	/ The breakdown of the primary fabric's fiber contents in terms of percentage, e.g. 70% Wool, 30% Silk. The duty rates of imported garments or fabrics will be determined by this content.	Cubic Feet	/ The dimensions, namely length x width x height, of the shipment carton. This measurement is required for overshipments.
Contractor	/ A company or individual that supplies designated materials, labor or a product package with a contractual agreement of a specified sum and time frame.	Customer Owned Goods (COG)	/ Commodity or material purchased by a customer. This can also be a Repair Claim when the merchandise needs to be sent back to the vendor for repair.
Converter	/ A company or individual that converts greige goods into a finished textile through one or more procedures, such as bleaching, dyeing, printing, brushing, bonding, shrinking, etc.	Cuttable Width	/ The usable width of a piece of fabric - essentially the width of the textile minus the woven edge, selvages or where the finish does not cover the full width of the fabric. An important factor that determines the fabric yield.
Counter Sample	/ A specimen provided by the vendor at the pre-production stage for comments, approval or confirmation on various attributes of the garment, such as the fit and sizing, execution, interpretation of a design or model.	Cut-and-Sew	/ A contractor or factory specializing in cutting and sewing knitted textile and trims, usually in yardages instead of fully-fashioned panels. Due to knitted fabrics' elastic or stretch qualities, special attention to the pattern layout and fabric cutting is required during cut-and-sew procedures, in addition to specialized sewing equipment for construction and finishing.
		Cutter's Must	/ An itemized list of important information required for the production of a garment during the cutting stage, including laying out and cutting the fabric. The information on a Cutter's Must document includes: Directions

Cu

Ga

Cutter's Must
(cont'd)

and information for sewing and construction; all the pattern pieces for the body fabric, components and linings; main measurements; and the yields for all textiles and trims.

Cutting Ticket

/ A working document established by a contractor or manufacturer which lists the production details for a certain order. Much like a Work Order, it covers information such as the customer, style number, quantity, textile and trim details, etc.

Dart

/ A sewn element in garments that can help shape the fit or silhouette, or alternatively used as a decorative feature. It is a wedge or diamond-shaped piece removed from the garment's body, done by solely stitching or by cutting then stitching.

Dimensional Change

/ The discrepancy in the dimension, including the length and width, of a garment or textile sample when subject to certain conditions. Usually conveyed as a percentage of the sample's initial dimension.

Dog Ear

/ It is a short diagonal line sewn on the pocket corners. Adding small triangles to the corners will reinforce the pocket and prevent it from separating from the garment.

Double-Bed (Vee) Knitting

/ A form of machine knitting carried out on two flat beds of knitting needles facing each other, each in control of a stitch during the construction process. Often used for full-fashion knitting and complex stitch combinations, double-bed machines are capable of producing high density knits, such as rib construction, and are the only way of producing true 'cable stitches'.

Drape

/ The way a piece of fabric hangs or falls, which reflects the visual structure or aesthetic of the textile when made into a garment. Ways of describing the drape: soft, graceful, fluid, crisp, heavy, stiff, bouffant, etc.

Dry Cleaning

/ A way of cleaning fabrics using organic solvents without any water. Common dry cleaning solvents include fluorocarbons, petroleum solvents, and perchloroethylene. The dry cleaning process requires adding detergent and moisture to the solvent in an environment of up to 75% relative humidity, and hot tumble-drying at 71°C (160°F).

Dyer / Dye House

/ A converter specializing in dyeing fabrics according to customers' requirements. Offered in a wide spectrum of colors, dyes are chemicals that work by penetrating and bonding with the fibers of a fabric to give it color, the permeance

of which depends on various factors, including the fiber, the dyestuff, the 'setting' process and environmental conditions. Dyes usually have no effect on the weight or hand of the textile.

Ease

/ In fitting and styling, ease refers to a garment's amount of extra 'room' that allows for comfort, movement or enhances appearance.

In sewing, when two pieces of textiles or trims of varying lengths are joined together, with the longer piece 'held in' against the shorter piece with relative smoothness and free from any obvious rushing, pleating or wrinkling along the seam. This type of ease helps shape the garment without the use of extraneous darts or seams as compared to tailoring.

Edge Stitch

/ A type of edge finishing where a line is stitched parallel just near the folded edge.

Electronic Jacquard

/ A form of computerized jacquard that uses circular or flat knitting machines to create various fancy patterns and stitches. The computer interface makes it easy for the designer to quickly draft and plan the fashioning or shaping of the garment panels.

Ex-Works (Ex-factory)

/ A type of shipping arrangement where the seller only bears minimum responsibility, while the buyer takes ownership of the commodity right after it is exported from the seller's facility. In an Ex-works transaction, a seller is only responsible for making the goods available for pick-up at their warehouse or facility and delivering them to the buyer's freight forwarder. Henceforth, the buyer needs to handle all other arrangements, such as insurance, export clearance and other documentation.

Facing



/ Panels or sections of a piece of extra fabric, always using the outer fabric, that is sewn-in inwards facing the body. Used for creating a clean-finished edge, opening or for concealing the interior construction of a garment.

Fiber Content

/ The percentage breakdown of the fiber contents of a woven or knitted garment's primary, outer or decorative fabric. This information must be included in the garment label together with the care instructions and country of origin, as mandated by the U.S. government.

Filament Yarn

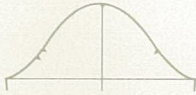
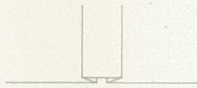
/ A lengthy and potentially continuous fiber yarn created through 'extrusion', a process where plastic elements, such as polyester, are pushed through small spinnerets and form filaments as they solidify. While filament yarns are usually

	man-made, they can also exist in natural forms, such as silk.		
Finish (Fabric)	/ Any special or customer-specified finishing or treatment of a fabric, which may involve improving the color, look or feel of the fabric.	Floor Ready	/ Merchandise that has been received, tagged and is ready to be placed on the selling floor.
Finisher	/ A convertor who 'finishes' a textile pre-garment production in one or more of the following ways: Brushing, napping, bleaching, dyeing, printing, glazing, water repellence, etc.	Fly closure	/ One-piece fly: The fly body is extended to form the fly facing, with the extension folded back to create the fly or lapped zipper application. The fly extension is single-ply and usually finished with an over edge seam. Two-piece fly: The fly or lapped zipper application is formed by a separate piece of fabric. The fly extension is double-ply and folded at the outside edge.
Fit Model	/ A person whose body measurements represent the standard or sample size or a garment style for development or production purposes. Fashion designers or manufacturers test their garments on a fit model prior to production, to examine the style, fit, drape, movement and comfort of the design on a real person.		
Flammability	/ A material's ease of kindling and ability to support combustion. Fabric flammability is a particularly important issue in the manufacturing of children's sleepwear and special uniforms.		
Flat Knitting	/ A type of knitting which produces a flat knitted 'fabric' on a single or double-needle bed machine, where a 'carriage' feeds the yarns back and forth across the knitting bed, forming loop-like stitches needle by needle. This technique is considerably slower than circular knitting, but offers more versatility and is often able to fully fashion a garment.		
Flats	/ Design sketches created for use as working diagrams during product development. Technical and free from artistic flourishes, flats include all the detailed information required, including the front and back views of the garment laid flat on a table, special details and treatments, measurements with indication of detail placements, exact proportions, etc.	Folder (Operation)	/ A sewing machine attachment that folds multiple layers of fabric and garment parts together, saving the need for the machine operator to manually do so during the assembly stage. Its functions include: binding, hemming, flat-felling seams, and attaching plackets, etc.
Fleece	/ A fabric of natural or man-made fibers, either warp or weft knitted, that is given a plush finish by brushing the loops or floats on one or both surfaces. Its unbrushed form is called French terry.	Freight Chargeback	/ A freight deduction, fine or penalty levied by the customer against the supplier. There are two types of freight chargebacks: Agreement: The supplier or vendor consents to sharing the freight charge. Violation: The supplier or vendor bears the full freight charges as well as an extra handling fee. This usually occurs due to violation of the Purchase Order Contract, or the agreed-upon carrier or routing selection.
		Fully Fashioned	/ A technical term in knitting which indicates that each individual section of the garment is 'fashioned' or shaped to its finished dimensions for every size within the range of the design. These sections are then usually looped or linked together to create the finished product. Fully-fashioned garments are more cost-efficient because it wastes less yarn.
Float Jacquard	/ A type of fancy knit technique in which yarns are carried on the back of the fabric (floats) and subsequently knitted onto the	Fashioning Marks	/ In knitting, fashioning marks are usually found near the seams in fully-fashioned garments as an indication to where each section was knitted to shape. See: Fully-fashioned .
		Garment Twist	/ Also known as torquing or

Ga ▶

Pr

Garment Twist (cont'd)	spiralling, a garment twist is when the woven or knitted fabric panels of a garment are rotated or twisted, usually laterally, due to latent stress released during laundering.		
Garment Wash	/ The washing of dyed garments to tone down the color, create a worn, weathered, distressed look or seam abrasion, or to soften the fabric.	Interfacing	authoritative quality guarantee, verifying that the merchandise is in good condition and meets relevant standards before it is shipped. / Commonly used on collars, cuffs, front plackets, hems and lapels, it is a woven or nonwoven layer placed between the upper and lower fabrics to maintain the shape, durability and wrinkle-resistance for the garment.
Gauge	/ A technical term in knitting which indicates the number of needles (wales) per inch on the knitting machine bed (or needles per 1-1/2" for some full fashioned knitting equipment), hence the fineness of the resulting fabric. The higher the gauge number, i.e. the more needles per inch, the finer the knitted fabric.		Fusible interfacings are attached to a garment piece by ironing at a high temperature in order to temporarily melt the heat-sensitive adhesive for an affixable property. It is relatively more long-lasting unless the clothing is subjected to the same level of heat.
Grade Rule	/ A standardized amount of increases or decreases to the measurements of the garment patterns within the designated size range. This usually reflects the standard 'fit' of their customers, and can be set up or revised by the designer, contractor or the retailer.		Sew-in Interfacings are attached to a garment piece by stitching so that it 'floats' between the upper and lower fabrics for enhanced maneuverability. It does not change the appearance of fabrics, yet it adds support to the clothing.
Grading	/ A crucial step in garment production, grading refers to the proportional increase or decrease of the dimensions of all the sections of a model garment, sample or proto, based on the full intended production size range for a certain style. This step ensures proper fit across all sizes in the range, and helps determine the cutting layout (marker) for the textile, trims and other components.	Interlining	/ A material applied between the upper and lower fabrics in designated areas of a garment to provide additional weight and warmth for enhanced functionality.
		Jobber	/ A textile supplier that sells within the fashion industry rather than to the public, who buys overruns, mill ends and unused sample yardage from manufacturers, mills and importers, then resells them to wholesalers, small-scale garment manufacturers and retailers.
Grain	/ A textile term used in woven textiles to describe the direction in which woven threads run. Straight grain: Threads running along the length of the textile, parallel to the selvage. Cross grain: Threads running across the width of the textile. Bias grain: The 45 degree angle diagonal thread line across the textile. Off grain: When the straight grain and cross grain are not at straight angles with each other or as indicated for the pattern piece.	Knit-down	/ A sample piece of knitted fabric often used for approval purposes before the production of a garment. It is used as a demonstration of certain color, yarn, stitch or pattern combinations.
		Lab Dips	/ Pieces of sample fabrics colored by dyers, spinners or printers to present to a customer for approval of the coloration. Accepted ones will serve as the standard of production, whereas rejected ones will require comments for correction.
Greige (Grey) Goods	/ Fabrics from a mill or knitter that are fresh off the loom, raw and unfinished. Greige goods must be followed up with a series of finishing procedures, such as bleaching, dyeing, printing, brushing, etc.	Lead Time	/ The amount of time required for the completion of a product development, including design, prototype, approval, counter sample and production.
		Ligne (Buttons)	/ A measurement unit of length used by watch- and button-makers before the metric system was adopted. 20 lignes is equal to 0.5 inches and 40 lignes is equal to 1 inch.
Hand (Handfeel)	/ The characteristics of textile perceived by touch, such as soft, stiff, harsh and bouncy. It plays an important part when deciding the choice of fabric for creative design or production based on the specified quality.	Line Plan	/ Set by and for the design team, it is a schedule that provides a framework of product development for the coming seasonal collection. Merchandizing teams will outline styles and SKU count of the collection based on categories,
Inspection Certificate	/ A document issued by independent testing organizations as an		

	which is usually based on the sales analysis from previous seasons.		
Lining	/ A layer of fabric attached to the skin-facing side of a garment in order to conceal the interior construction such as seams and stitches. Types of lining include full, half, quarter and no lining.	Notch	the fabric choice.
Linking or Looping	/ Performed by skilled machine operators, it is a labor-intensive assembly technique mostly used in high-end knit apparel. The process joins pieces of flat knits together by applying a flexible, elastic chain-stitch seam to which the two fabrics meet.		Notches on sleeve cap
Links-Links	/ A knitting technique in which purl stitches and regular stitches are applied on the same wale to create a thick rib effect for ample stretch quality.	Package (Production)	/ The cut-in markings on paper patterns or slopers that locate the positions of various sewing constructions such as seam allowances, gathering, cutting, etc.
Manufacturer ID	/ A multi-digit code that represents a vendor that is used in the Universal Product Code (UPC) system.	Packing List	/ A tying purchase agreed by a contractor on behalf of the customer, where it buys all piece goods and trims in addition to CMT (Cut, Make and Trim) services.
Marker	/ A comprehensive diagram indicating the placement of all graded paper patterns whose shapes will be cut out in a piece of fabric for the most economical use of textiles. Sketched manually or with the aid of a computer, it must take all variables into consideration including matching prints, patterns and grain lines.	Piece (of Fabric)	/ A list of products and their quantities that will be packed for shipping.
Matching (Match Points)	/ Commonly used at the front of armhole, across the placket and along the seam, it is a technique of making various repetitive elements such as prints, stripes, plaids or embellishments transition seamlessly across two pieces of fabrics for a balanced visual of the pattern. It requires additional cost and time, and hence is considered a sign of high quality.	Plating	/ A bolt or roll of cloth whose length is determined by actual manufacturing or production processes.
Migration	/ An irregular transfer or distribution of dyes, pigments or any other materials from one part of the fabric to another in the form of bleeding, crocking, etc.	Plating	/ A knitting process where two different types of yarns are simultaneously used - one on the upper side and one on the lower side. Aesthetically it gives a heathered effect. It also adds practicality to the fabric if a stretch or high-performance yarn is knitted on the back of a fabric for enhanced elastic, absorbent, moisture-wicking or anti-rash qualities.
Mill	/ A supplier specializing in spinning yarn or weaving textiles. A vertical mill streamlines its services from spinning to finishing of the fabric and subsequently selling it to the market.	Pleat	
Minimums	/ The lowest limit of order set by a vendor or mill when selling products. It is usually measured in fabric yardage, poundage or by pieces.	Box pleat	/ A fold of fabrics performed on garments for expending or styling purposes. Types of pleats include forward, reverse, knife, box, inverted, accordion, etc.
Muslin (Toile)	/ An inexpensive unbleached cotton fabric that is used to create the prototype of a design in order to test the fit and proportion. It can be written with construction remarks. After the initial prototype is formed, it is often taken apart for sampling, patternmaking, and approximating	Pocketing	/ A fabric used in the making of pouches of a garment. It is usually different from the shell fabric, and is in general sturdier and more lightweight.
		Pre-Production	/ Pre-production processes held before bulk production. It constructs garments using the actual production patterns, sewing line and machinery. After that, it will immediately be followed by bulk production.
		Pre-Production (P/P) Sample	/ After the approval of the sales sample, another batch of samples will be produced. They must be made of actual fabrics and produced by the factory who will be in charge of bulk production. When they are approved, bulk production will commence.
		Pressing	/ One of the manufacturing

Pr

Yi

Pressing
(cont'd)

processes, it is performed by ways of heating or steaming the fabric with irons or machines, so as to enhance the smoothness, structure or create permanent creases on a garment. Hard press: Creates permanent creases and long-lasting shapes. Soft press: Removes wrinkles of the fabric for a smooth appearance but it does not create permanent creases.

Prototype
(Proto)

/ An initial sample of a given design. It can be made of muslin or any available fabric as it is solely for assessment.

Punch (Mark)

/ A small hole on a paper pattern that will transfer various sewing constructions marked on the paper pattern to the fabric.

Racking

/ A basic function of a knitting machine where stitches are transferred from one needle to another to form a zigzag pattern. It is also one of the steps of making cable stitches on a double bed machine.

Rib Knit
(Ribbing)

/ Usually seen on the placket or hem of a garment, it is an elastic textile achieved by alternating jersey and purl stitches that create a vertical ribbed effect.

Sales Sample

/ The exact replica of a retail product used by the salesperson for wholesaling purpose.

Sample Cut
(Yardage)

/ Yardage of fabric purchased from a mill for sales and product development. Mills will only manufacture fabrics in limited colors. If a customized colorway is requested, a surcharge is required for producing sample fabrics. Alternatively, a customer can take a portion of fabrics from bulk production and use it as sample cuts.

Sample Loom

/ A sample yardage given by the mill for customer's approval or comments. A surcharge is usually required.

Sample Room

/ Set alongside with a design studio or in a contractor's property, it is a place where protos, counter and sales samples are made.

Sample

/ A product that is not for resale. Rather it serves as a selling tool (called sales sample), a guide for development (called counter samples) or a standard for production (called top-of-production).

Sanding / Sand Wash

/ An intentional abrasion performed on a garment for aesthetic purpose. Initially it was achieved with a high-pressure sand blaster, now it is done by washing in chemicals, or gritting with a dry brush.

Seam Allowance

/ It sets the distance between the stitching and the edge of a fabric. It prevents the seam from slipping,

Seam Slippage

bursting or fraying. / Caused by stress or straining, it is found when the yarn shifts or slips out of stitching, causing an open seam or fabric distortion.

Seconds

/ Fabrics that contain excessive defects, damage or irregularities and thus are not of the highest quality. Considered as flawed, they cannot be marketed at full prices.

Selvage

/ A self-finished edge that runs along the warp threads. It keeps the woven fabric from ravelling and thus making it more durable. Since the fabric is stabilized by the process, it then can undergo further finishing processes.

Shading

/ A gradual change in hue, chroma or lightness in vertical or horizontal direction. It is considered a defect if unintended, but it adds aesthetic values to a design if it is done on purpose and is called ombré or dégradé.

Shrinkage

/ A decrease in length or width of a fabric or a garment achieved by contacting with water, heat, steam or wet-cleaning.

Single Needle
(Construction)

/ A superior stitching technique that is normally used in high-end menswear garments. It sews a row of stitches along both the upper and bottom side of a seam, with only the upper one being visible. On the contrary, Double Needle Construction sews two parallel rows of stitches and is considered less durable.

Size Run

/ Samples of garments in all sizes made prior to mass production in order to ensure that all sizes are accurate.

Skew

/ Considered an improper finishing, it refers to the displacement of knitted or woven courses that forms a line perpendicular to the edge of a fabric.

Sloper

/ Also known as a block pattern, it is a thick piece of paper or cardboard used to sculpt the basic design of a garment whose fit and appearance have already been approved. It is used for further development of more complex styles or paper patterns.

Spec. Sheet
(Specs)

/ A document that lists the complete specifications of a garment of an accessory made before production. It includes a brief illustration, measurement chart or any relevant information for the manufacturer or Quality Control.

Special Finish

/ Additional treatments performed on a textile for certain functional or aesthetic purposes, such as water-, stain- and wrinkle-resistance, odor-blocking, UV protection etc.

Stain

/ A spot of dirt or discoloration on a

Standard (Color)	<p>fabric or any base material that is difficult to remove by laundering or dry cleaning.</p> <p>/ They are submitted to a mill as the standard for production. The mill will then provide lab dips or strike-offs for approval or comments before mass production or further adjustments.</p>
Stay	<p>/ A strip of material applied on the interior of a garment in order to prevent stretching or distortion. It is a stabilization treatment to maintain the shape or detail of the construction.</p>
Stitches per Inch	<p>/ The optimal density of stitches in garment construction. It varies depending on the component, fabric, design or durability of a garment.</p>
Stock/Bulk	<p>/ Fabrics that are manufactured strictly for mass production as opposed to sample production.</p>
Store Pack	<p>/ A package that will be shipped to the retailer. It is packed by style, color or size.</p>
Tearing Strength	<p>/ The force required to continue ripping a previously torn fabric.</p>
Tech Package	<p>/ Also known as Spec Package, it is a compilation of technical specifications sent to a factory for every new product. It includes Sketch Sheet, Specification Measurement Sheet, Fabric and Trim Sheet, etc.</p>
Time and Action Calendar	<p>/ A seasonal calendar set to keep design, merchandizing, production and sales divisions at their highest efficiency so that they will be in sync with one another throughout production and retail processes.</p>
Top of Production (Top of Line)	<p>/ The first batch of products completed by production line for quality check purpose. After approval, it will be immediately followed by bulk production.</p>
Topstitch Gauge	<p>/ It measures the distance between two parallel rows of topstitching, which is called double-needle topstitch.</p>
Topstitching	<p>/ Usually seen on the outer edge of a garment, it is a row of stitching shown on the shell fabric for functional, structural or aesthetic purposes. It can attach a garment section to another, and keep garment pieces in place.</p>
Transfer	<p>/ A basic function of a double bed knitting machine where stitches are transferred from the front to the back bed of needles or vice versa during the knitting process.</p>
Trim (Trimming)	<p>/ Ornamental details that are applied to a garment for aesthetic purpose. Usually made by a manufacturer or supplier, they can be a wide range of materials including ribbons, patches, lace, braids or piping.</p>

Tuck



/ A knitting technique that a needle holds more than one loop at a time. It causes the stitch to pull up the surrounding stitches in order to elongate

the wale. It is used to achieve certain visual effects or lengthwise elasticity.

Underlining

/ A complete layer or individual panels attached to the back of a shell fabric to lend a garment certain hand or visual effects such as structure, weight or opaqueness.


Under-stitching

/ It effectively prevents the lining or facing from peeking out from the inside of a garment. It is a row of stitching along the inside edge of the facing that allows the shell fabric to roll over and conceal the seam edge.

Union Dye

/ Union dye is a technique in which all the different fibers in a textile are dyed the same color by using appropriate dye chemicals.

Waistband



/ A straight waistband is a flat trim at the waist whose pattern edges are cut on and parallel on the straight grain of fabrics.

A contour waistband was cut differently at the top edge and side seam to ensure that the waistband sits close to the body's curve.

A curtain waistband is supported by a bias strip on the interior of the shell fabric that hangs below the waistline seam. It is commonly used for tailored trousers and skirts.

Washdown

/ A washing, chemical, sourcing or mechanical treatment performed on a fabric or a garment to obtain a worn-in or laundered look.

Wicking

/ A fiber's or a fabric's ability to transport moisture away from the skin in order to enhance evaporation and thus comfort.

Yarn Count

/ A numerical value (usually fraction) which shows the fineness of a yarn and is determined by the relationship between weight and length. New Metric (NM) is a popular count system amongst all, which indicates the diameter of a yarn based on a fixed length.

Yield

/ A means of textile measurement, it represents the length of a fabric or weight of a knitted fabric. It counts as a cost factor in the manufacturing process.

ACKNOWLEDGEMENTS

FASHIONARY

EDITOR-IN-CHIEF & CHAIRMAN

PENTER YIP

EDITOR

MINI MISS MIA

FASHIONARY FASHIONPEDIA SERIES

LAYOUT DESIGNER

STUDIOWMW

MINI MISS MIA

COPY EDITOR

GINNY CHAN

PROOFREADER

GINNY CHAN

GRACE HUNG

VERA CHAN

ILLUSTRATORS BY CHAPTER

CH.1

MINI MISS MIA

VIKKI YAU

CH. 2-3, 5-8

MINI MISS MIA

CH. 4

MINI MISS MIA

SARA CHOW

LILY LAM

CONSULTANTS

CHARLENE WONG

KARMUEL YOUNG

POLLY WU

CAROL TAO

TRAVIS LI

THOMAS KUNG

EILEEN CHAN

ZOE KWOK

HO HO TAK

EUNICE LEE

JOVIA LAI

RONNIE TUNG

ANNIE CHEUNG

MIKE MAK

MIKE CHAN

JESSICA YEUNG

FASHIONARY

FASHIONPEDIA

THE VISUAL DICTIONARY
OF FASHION DESIGN

FASHIONARY